

DOUMO

design SETSU & SHINOBU ITO



DOUMO è un'espressione giapponese che invita a sedersi: il nostro "Sì, prego" in risposta alla domanda "Posso sedermi?" La collezione DOUMO è gentile e delicata proprio come il suo nome. Le lievi rotondità rompono lo schema delle linee rette, riempiono le superfici piane di morbidezza, senza corrompere la purezza dei suoi tratti lineari.

DOUMO is a Japanese expression that invites you to sit – our "Yes, please do" in response to the question "May I sit down?" The DOUMO series is as courteous and kind as its name. Slight roundness and convexities break the pattern of the straight lines that characterize it, filling the flat surfaces with softness, without disturbing the purity of the lines.

DOUMO

design SETSU & SHINOBU ITO

1P / 1S



2P / 2S



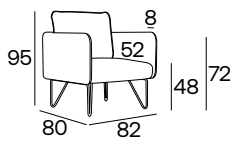
3P / 3S



DOUMO


design SETSU & SHINOBU ITO

1P / 1S



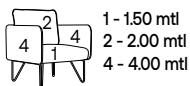
82 cm / 32.28"
80 cm / 31.50"
95 cm / 37.40"
48 cm / 18.90"
52 cm / 20.47"
72 cm / 28.35"
8 cm / 3.15"

 25.5 kg / 57 Lb

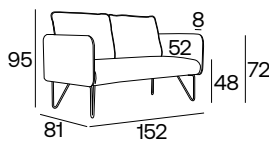
 0.65 m³

 **5.50 mtl**
tessuto cliente /
customer fabric
H 140 cm

10.23 mtl
pelle cliente /
customer leather




2P / 2S



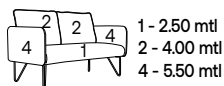
152 cm / 59.84"
80 cm / 31.50"
95 cm / 37.40"
48 cm / 18.90"
52 cm / 20.47"
72 cm / 28.35"
8 cm / 3.15"

 38 kg / 84 Lb

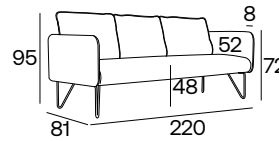
 1.19 m³

 **9.90 mtl**
tessuto cliente /
customer fabric
H 140 cm

18.41 mtl
pelle cliente /
customer leather




3P / 3S




220 cm / 86.61"
80 cm / 31.50"
95 cm / 37.40"
48 cm / 18.90"
52 cm / 20.47"
72 cm / 28.35"
8 cm / 3.15"

 52 kg / 115 Lb

 1.72 m³

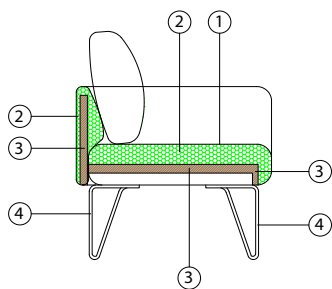
 **14.80 mtl**
tessuto cliente /
customer fabric
H 140 cm

27.53 mtl
pelle cliente /
customer leather



DOUMO

design SETSU & SHINOBU ITO



MATERIALI / MATERIALS

- 1 - tessuto/pelle
 - 2 - poliuretano espanso indeformabile di diverse densità e strato di fibra di dacron® 100 gr
 - 3 - telaio in multistrato di legno
 - 4 - gambe G 27 in tubolare metallico verniciato a sezione tonda, h 31 cm
- 1 - fabric/leather
2 - high resilience polyurethane foam of different densities and dacron® fiber 100 gr layer
3 - structural frame in plywood
4 - circular tubular varnished metal legs G 27, h 31 cm

PIEDI / FEET



CARATTERISTICHE / TECHNICAL FEATURES

SFODERABILITÀ / COVER REMOVAL



VARIANTI / VERSIONS



PIEDI METALLO / METAL FEET



Ral colore a scelta
Ral color of your
choice

RIVESTIMENTI CONSIGLIATI / SUGGESTED FABRICS

VELLUTO / VELVET

LEMMING 29500
CAT. ELEGANT

LUNA/Z CS
CAT. EXTREME

JAGUARD

AMARA
CAT. ELEGANT

ANGEL COMBO
CAT. EXTRA

ANGEL CHEVY
CAT. LUSO

ANGEL JUMBO
CAT. EXTRA

SOLE CS
CAT. ELEGANT

LANA / WOOL

NEMI MELANGE
CAT. LUSO

FENICE
CAT. SUPER

EUROPOST 2
CAT. ELEGANT

BIELASTICO / BIELASTIC

MIRAGE
CAT. LUSO

SPRINT
CAT. LUSO

FINTEPELLI / ARTIFICIAL LEATHER

VINTAGE
CAT. EXTRA

TIFFANY CONTRACT
CAT. LUSO/SUPER

HAPPY
CAT. LUSO/EXTRA

PELLI / LEATHER

MOON
CAT. EXTREME

FLOWER
CAT. ELEGANT

BASIC
CAT. ELEGANT

LUX
CAT. TOP

RÈTRO
CAT. TOP

NABUK
CAT. PLUS

Per la gamma completa di colori, tessuti, pelli ed ecopelli consultare la cartella materiali presente sul sito:
<https://adrenalina.it/finiture/>

For the full range of colours, fabrics, leathers please browse the materials folder on the website:
<https://adrenalina.it/en/finishings/>