

SLY

design ITALO PERTICHINI



Curve piene e forma avvolgente sono i tratti principali delle sedute SLY, la collezione delle "finestre magiche" chiuse con corde colorate intrecciate, fessure che si aprono sul mondo esterno, ma che conservano discrezione e riservatezza spezzando con le loro curve il rigore degli schienali.

The full curves and wraparound form define the design of SLY, the collection with the "magic windows" – cracks that open to the outside world, but that retain discretion and privacy, tied with colored strings that break the severity of the backrest outline with their lacing.

SLY

design ITALO PERTICHINI

LOW 1P / 1S



LOW 2P / 2S



HIGH 1P / 1S



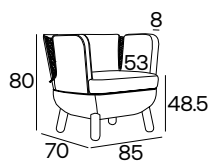
HIGH 2P / 2S



SLY


design ITALO PERTICHINI


LOW 1P / 1S



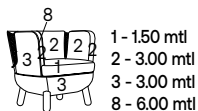
85 cm / 33.46"
70 cm / 27.56"
80 cm / 31.50"
48.5 cm / 19.09"
53 cm / 20.87"
8 cm / 3.15"

 23 kg / 51 Lb

 0.49 m³

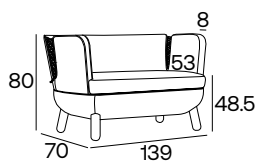
 5.50 mtl
tessuto cliente /
customer fabric
H 140 cm

10.23 mtl
pelle cliente /
customer leather




1 - 1.50 mtl
2 - 3.00 mtl
3 - 3.00 mtl
8 - 6.00 mtl

LOW 2P / 2S



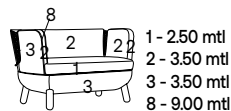
139 cm / 54.72"
70 cm / 27.56"
80 cm / 31.50"
48.5 cm / 19.09"
53 cm / 20.87"
8 cm / 3.15"

 34 kg / 122 Lb

 0.81 m³

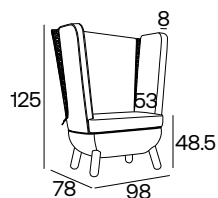
 7.50 mtl
tessuto cliente /
customer fabric
H 140 cm

13.95 mtl
pelle cliente /
customer leather



1 - 2.50 mtl
2 - 3.50 mtl
3 - 3.50 mtl
8 - 9.00 mtl

HIGH 1P / 1S



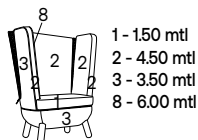
98 cm / 38.58"
78 cm / 30.71"
125 cm / 49.21"
48.5 cm / 19.09"
53 cm / 20.87"
8 cm / 3.15"

 37 kg / 82 Lb

 0.99 m³

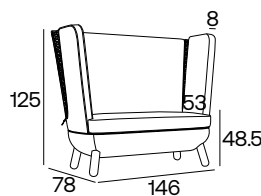
 7.00 mtl
tessuto cliente /
customer fabric
H 140 cm

13.02 mtl
pelle cliente /
customer leather




1 - 1.50 mtl
2 - 4.50 mtl
3 - 3.50 mtl
8 - 6.00 mtl

HIGH 2P / 2S



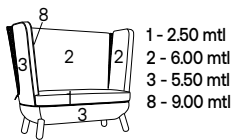
146 cm / 57.48"
78 cm / 30.71"
125 cm / 49.21"
48.5 cm / 19.09"
53 cm / 20.87"
8 cm / 3.15"

 48 kg / 106 Lb

 1.46 m³

 10.00 mtl
tessuto cliente /
customer fabric
H 140 cm

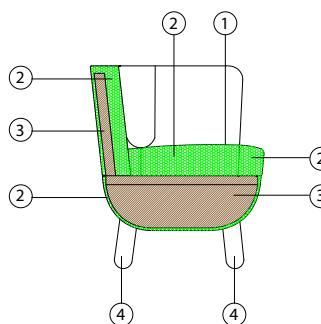
18.60 mtl
pelle cliente /
customer leather



1 - 2.50 mtl
2 - 6.00 mtl
3 - 5.50 mtl
8 - 9.00 mtl

SWING

design DEBONADEMEO



MATERIALI / MATERIALS

- 1 - tessuto/pelle
 - 2 - poliuretano espanso indeformabile di diverse densità e strato di fibra di dacron® 100 gr
 - 3 - telaio in multistrato di legno
 - 4 - piedi P 58 in legno di faggio naturale, h 15 cm
-
- 1 - fabric/leather
 - 2 - high resilience polyurethane foam of different densities and dacron® fiber 100 gr layer
 - 3 - structural frame in plywood
 - 4 - natural beechwood feet P 58, h 15 cm

PIEDI / FEET



CARATTERISTICHE / TECHNICAL FEATURES

SFODERABILITÀ / COVER REMOVAL




VARIANTI / VERSIONS




PIEDI LEGNO / WOODEN FEET



01
Naturale
Natural




04
Noce chiaro
Light walnut



05
Noce
Walnut



07/20
Nero
Black



10
Wengè



Ral colore a scelta
Ral color of your
choice

CORDINO / STRING



Arancio
Orange



Rosso
Red



Viola
Purple



Blu
Blue



Verde scuro
Dark green



Verde chiaro
Light green



Grigio
Grey



Nero
Black

RIVESTIMENTI CONSIGLIATI / SUGGESTED FABRICS

VELLUTO / VELVET

LEMMING 29500
CAT. ELEGANT

LUNA/Z CS
CAT. EXTREME

JAQUARD

AMARA
CAT. ELEGANT

ANGEL COMBO
CAT. EXTRA

ANGEL CHEVY
CAT. LUSSO

ANGEL JUMBO
CAT. EXTRA

SOLE CS
CAT. ELEGANT

LANA / WOOL

NEMI MELANGE
CAT. LUSSO

FENICE
CAT. SUPER

EUROPOST 2
CAT. ELEGANT

BIELASTICO / BIELASTIC

MIRAGE
CAT. LUSSO

SPRINT
CAT. LUSSO

FINTEPELLI / ARTIFICIAL LEATHER

VINTAGE
CAT. EXTRA

TIFFANY CONTRACT
CAT. LUSSO/SUPER

HAPPY
CAT. LUSSO/EXTRA

PELLI / LEATHER

MOON
CAT. EXTREME

BASIC
CAT. ELEGANT

RÈTRO
CAT. TOP

Per la gamma completa di colori, tessuti, pelli ed ecopelli consultare la cartella materiali presente sul sito:
<https://adrenalina.it/finiture/>

For the full range of colours, fabrics, leathers please browse the materials folder on the website:
<https://adrenalina.it/en/finishings/>