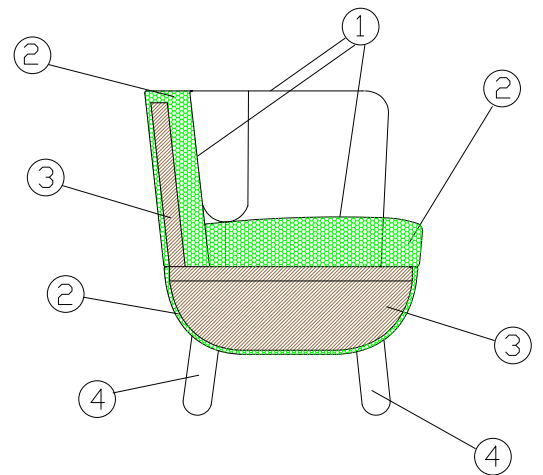




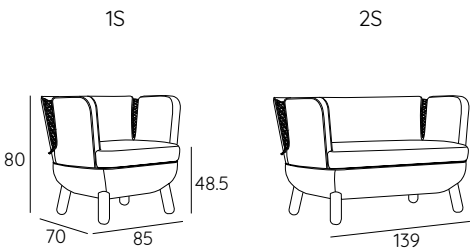
The full curves and wraparound form define the design of the Sly. Sly is available in two versions: with low back or high back, opening like a shell to welcome someone seeking a cozy corner or an oasis of privacy. Both versions are characterized by two small, "magical windows" – cracks that open to the outside world, but that retain discretion and privacy, closed with colored strings that break the severity of the lines with their lacing.

- 1 - dacron® fiber 100 gr;
- 2 - high resilience polyurethane foam of different densities;
- 3 - structural frame in plywood;
- 4 - natural beechwood feet.

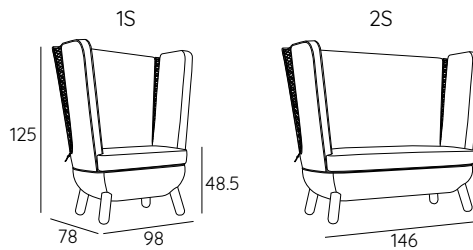


DIMENSIONS:

Low



High




FEET:



WOODEN FEET FINISHINGS:



COLOR STRINGS:

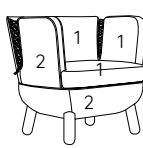


MATERIALS:
polypropylene HT string
UV-stabilised
diam. 3 mm

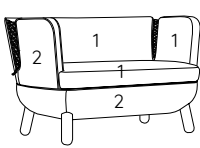
TECHNICAL DETAILS:

Removable cover: NO	kg	m ³	mts
SLY 1S LOW	23	0.47	(1) 2.50 (2) 2.50
SLY 2S LOW	34	0.77	(1) 3.70 (2) 3.70
SLY 1S HIGH	37	0.95	(1) 2.80 (2) 3.70
SLY 2S HIGH	48	1.16	(1) 4.50 (2) 5.00

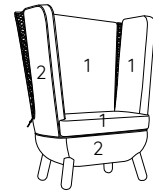
1S Sly low




2S Sly low



1S Sly high



2S Sly high



SUGGESTED FABRICS:



PHOTO GALLERY:



Sly low armchair



Sly high armchair



Sly high sofa

