


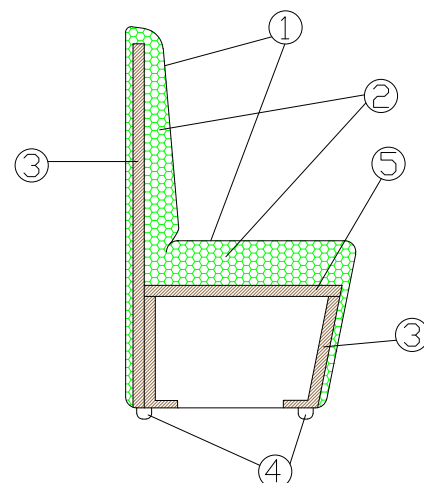


JUSTIN

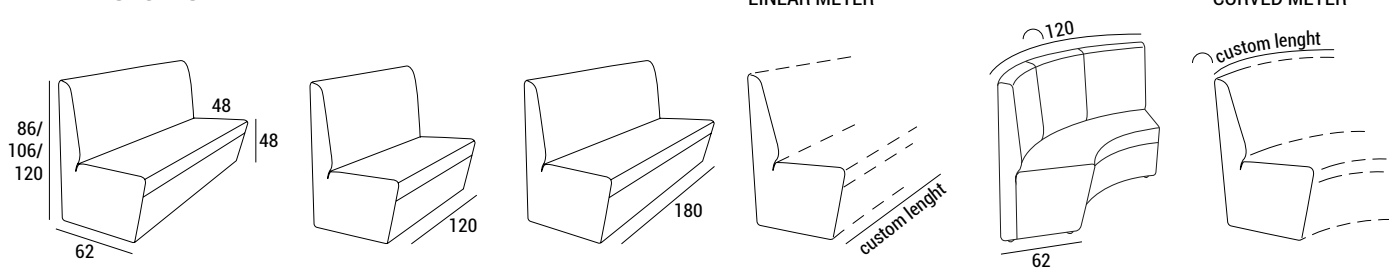


Justin is a modular bench collection with high backrest, laminate plinths or feet. It consists of standard size or linear and curved components and, therefore, is sold by the meter. Backrests can be customized with different finishings and workings, and can be equipped with USB or schuko sockets for recharging mobile devices.

- 1 - dacron® fiber 100 gr;
- 2 - high resiliency polyurethane foam of different densities;
- 3 - structural frame in solid fir wood;
- 4 - satin plated chrome metal feet/
plinth in laminated plywood;
- 5 - reinforcement structure in multilayer wood.



DIMENSIONS



FEET AND PLINTH


P 53 h 2.5 B 15 h 10





LAMINATE FINISHINGS

Standard



ARPA 0003



ARPA 0211




ARPA 0509



ARPA 4485 GHI

Optional



ARPA 2006 LUC



ARPA 2003 SAT



ARPA 2000 SAT



ARPA 2007 CT



ARPA 2012 SAT



ARPA 2008 SAT

PLUGS

PIX-SCHUKO



1 x Schuko.
Power supply 230 V.
UK and USA plug on demand.



PIX-USB



2 x USB A.
Power supply 230 V.
Different voltage upon request.



PICK



PICK-2A= 2 x USB A
PICK-AC= 1 x USB A + 1 x USB C
Power supply 110-240 V AC.
Colors: matt black, matt white and stainless steel.




HIT



1 x Schuko + 2 x USB A.
Power supply 110-250 V AC.
UK, FRENCH and USA plug on demand.
Colors: black, white and stainless steel.




BACKREST FINISHINGS



Deep capitonné




Diamond pattern with button




Sewn pattern




Foamed pattern



Sewn fluted







Deep fluted



Buttons

TECHNICAL DETAILS

			 fabric mtl H 140 cm	 leather m ²
JUSTIN 86 PD-LM LINEAR METER SOFA	20.5	0.60	3.80	7.07
JUSTIN 86 PD-LM CURVED METER SOFA	20.5	0.80	3.80	7.07
JUSTIN 86 PD-LM L 120	23	0.64	4.50	8.37
JUSTIN 86 PD-LM L 180	37	0.96	6.50	12.09
JUSTIN 86 PD-LM CURVED EL.	23	0.67	5.70	10.60
JUSTIN 106 PD-LM LINEAR METER SOFA	25	0.65	4.20	7.81
JUSTIN 106 PD-LM CURVED METER SOFA	25	0.84	4.20	7.81
JUSTIN 106 PD-LM L 120	28	0.79	4.90	9.11
JUSTIN 106 PD-LM L 180	46	1.18	7.20	13.39
JUSTIN 106 PD-LM CURVED EL.	28	0.83	6.30	11.62



JUSTIN

JUSTIN 120 PD-LM LINEAR METER SOFA	28.5	0.70	4.50	8.37
JUSTIN 120 PD-LM CURVED METER SOFA	28.5	0.89	4.50	8.37
JUSTIN 120 PD-LM L 120	32	0.89	5.30	9.86
JUSTIN 120 PD-LM L 180	52	1.34	7.70	14.32
JUSTIN 120 PD-LM CURVED EL.	32	0.94	6.70	12.46

PHOTO GALLERY



Justin metal foot version pd



Justin laminate plinth version lm



Justin metal foot version pd curved el.



Justin laminate plinth version lm curved el.



Justin metal foot version pd and deep capitonné 01



Justin metal foot version pd and sewn fluted backrest 06



Justin metal foot version pd and foamed pattern 05



Justin metal foot version pd curved comp.



Justin laminate plinth version lm curved comp.