

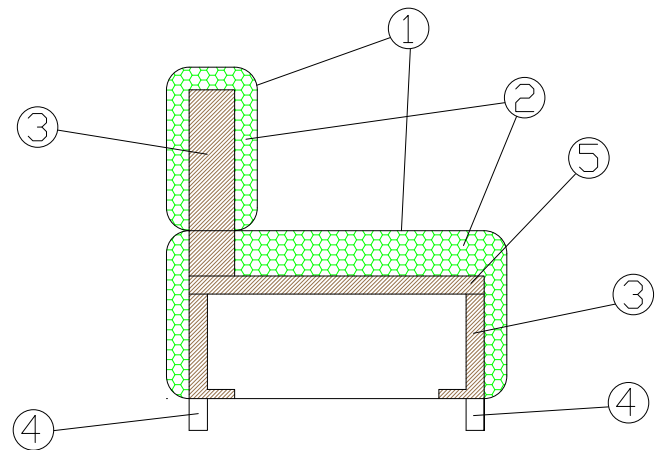


# PLUTO



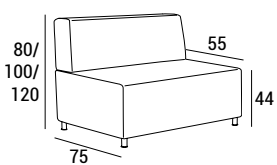
The minimalism of Pluto is a winning factor thanks to its modularity, the wide selection of heights and backrest workings and the seating equipped with electrical sockets. A wide selection of standard elements or components customizable by the meter that easily convert into building blocks to be positioned and repositioned in different layouts.

- 1 - dacron® fiber 100 gr;
- 2 - high resiliency polyurethane foam of different densities;
- 3 - structural frame in solid fir wood;
- 4 - chrome tubular metal feet;
- 5 - reinforcement structure in multilayer wood.

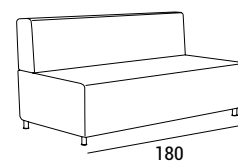
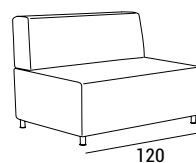
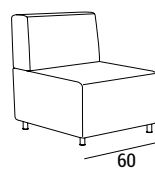
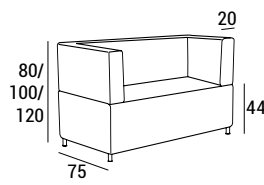


## DIMENSIONI

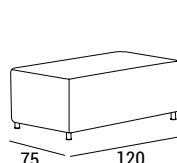
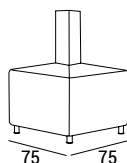
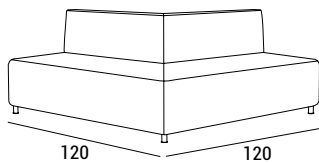
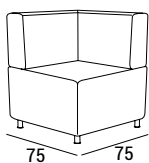
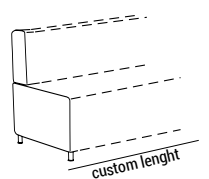
### Without armrests



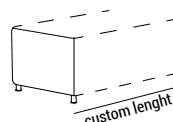
### With armrests



### LINEAR METER



### LINEAR METER



## FEET

P 13 h 10





# PLUTO

## PLUGS

### PIX-SCHUKO



1 x Schuko.  
Power supply 230 V.  
UK and USA plug on demand.



### PIX-USB



2 x USB A.  
Power supply 230 V.  
Different voltage upon request.



### PIX-WIRELESS



Wireless smartphone charger.  
Power supply 230 V.  
Different voltage upon request.



### PICK



**PICK-2A**= 2 x USB A  
**PICK-AC**= 1 x USB A + 1 x USB C  
Power supply 110-240 V AC.  
Colors: matt black, matt white and stainless steel.




### HIT







1 x Schuko + 2 x USB A.  
Power supply 110-250 V AC.  
UK, FRENCH and USA plug on demand.  
Colors: black, white and stainless steel.



## BACKREST FINISHINGS



## TECHNICAL DETAILS

			 fabric mtl H 140 cm	 leather m <sup>2</sup>
PLUTO LINEAR METER SOFA	20	0.33	2.80	5.21
PLUTO BENCH	23	0.39	2.80	5.21
PLUTO 80 LINEAR METER SOFA	45	0.60	3.90	7.25
PLUTO 80 L 60	27	0.36	2.50	4.65
PLUTO 80 BR DX-DX L 60	27	0.36	3.50	6.51
PLUTO 80 L 120	54	0.72	4.50	8.37
PLUTO 80 BR DX-DX L 120	54	0.72	5.50	10.23
PLUTO 80 BR L 120	54	0.72	6.50	12.09
PLUTO 80 L 180	81	1.08	6.50	12.09
PLUTO 80 BR DX-DX L 180	81	1.08	7.50	13.95
PLUTO 80 BR L 180	81	1.08	8.50	15.81
PLUTO 80 CORNER	38	0.45	3.20	5.95
PLUTO 80 CONCAVE CORNER	30	0.45	2.80	5.21
PLUTO 80 CONVEX CORNER	100	1.15	6.50	12.09
PLUTO 100 LINEAR METER SOFA	56.5	0.45	4.20	7.81
PLUTO 100 L 60	34	0.45	2.90	5.39
PLUTO 100 BR DX-DX L 60	34	0.45	3.90	7.25
PLUTO 100 L 120	67.5	0.90	4.90	9.11
PLUTO 100 BR DX-DX L 120	67.5	0.90	5.90	10.97
PLUTO 100 BR L 120	67.5	0.90	6.90	12.83
PLUTO 100 L 180	101.5	1.35	7.10	13.21
PLUTO 100 BR DX-DX L 180	101.5	1.35	8.10	13.95
PLUTO 100 BR L 180	101.5	1.35	9.10	16.93
PLUTO 100 CORNER	47.5	0.56	3.60	6.70
PLUTO 100 CONCAVE CORNER	37.5	0.56	3.20	5.21
PLUTO 100 CONVEX CORNER	125	1.44	7.30	13.58



# PLUTO

PLUTO 120 LINEAR METER SOFA	67.5	0.90	4.70	8.74
PLUTO 120 L 60	40.5	0.54	3.30	6.14
PLUTO 120 BR DX-DX L 60	40.5	0.54	4.30	8.00
PLUTO 120 L 120	81	1.08	5.40	10.04
PLUTO 120 BR DX-DX L 120	81	1.08	6.40	11.90
PLUTO 120 BR L 120	81	1.08	7.40	13.76
PLUTO 120 L 180	121.5	1.62	7.30	13.58
PLUTO 120 BR DX-DX L 180	121.5	1.62	8.30	15.34
PLUTO 120 BR L 180	121.5	1.62	9.30	17.30
PLUTO 120 CORNER	57	0.68	4.00	7.44
PLUTO 120 CONCAVE CORNER	45	0.68	3.60	6.70
PLUTO 120 CONVEX CORNER	150	1.73	8.10	15.07

## PHOTO GALLERY



Pluto with deep fluted backrest 07



Pluto with foamed pattern 08



Pluto with plain backrest

