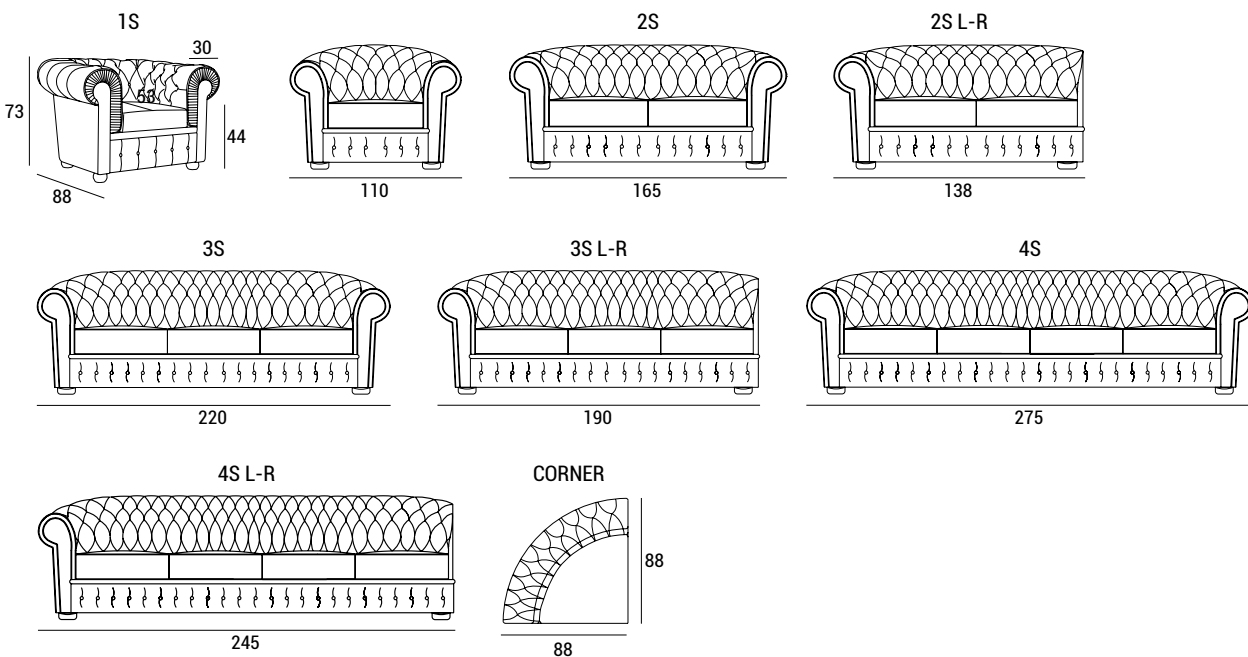
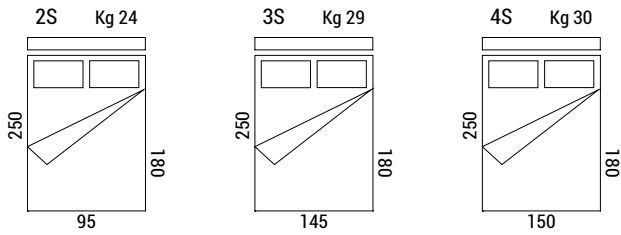


- 1 - high resilience foamed polyurethane;
- 2 - structural frame in plywood,
non- structural parts in composite wood;
- 3 - stained massive wood feet;
- 4 - elastic webbing.

DIMENSIONS:



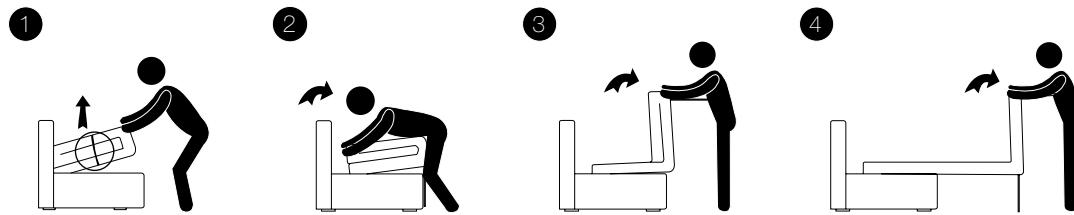
EXTRA BED:



Fire retardant or standard polyurethane mattress, with three-fold mechanism, h 8 cm, covered with polyester lining. High-resistance steel electrowelded sprung.

MECHANISM SOFA BED:


Opening



REMOVE cable ties on the sides before lifting the sleeping deck


Opening folding the bed incorrectly could damage the mechanism

Closing



REMOVE all sheet, blankets and pillows before folding the sofa back up to avoid breaking the mechanism

FEET:



WOODEN FEET FINISHINGS: P12 only walnut-cherry-wengè



TECHNICAL DETAILS:

Removable cover: PARTIALLY REMOVABLE COVER	kg	m ³	mts		kg	m ³	mts
800 1S	35	0.71	5.00				
800 2S	56	1.06	7.00	800 4S	73	1.77	11.30
800 2S L-R	43	0.89	6.00	800 4S L-R	63	1.57	10.00
800 3S	64	1.41	9.00	800 CORNER	30	0.56	5.00
800 3S L-R	53	1.22	8.00				

PHOTO GALLERY:



800 armchair



800 3 seater sofa

