



corbetta

CONTRACT

·
TABLES

·
CHAIRS

2023



corbetta

TABLE BASES



marbella pag. 12



mondrian pag. 16



madrid pag. 22



matias pag. 26



lem pag. 30



tetris pag. 38



petal pag. 42



petal big one ... pag. 50



petal big four ... pag. 54



duplex pag. 56



spider pag. 64



round flat pag. 68



heavy pag. 72

square flat pag. 76

rubik pag. 80

bomb pag. 84

cono pag. 86

power pag. 88

kora pag. 94

lift pag. 96

pinko pag. 98

mini pag. 100

bell pag. 104

polo pag. 108

plane pag. 110

basis pag. 112





SYSTEMS

block pag. 114

bridge pag. 116

nevada pag. 118

flexo A pag. 126

flexo B pag. 136

TABLE TOPS

laminato pag. 152

hpl pag. 156

melaminico ... pag. 160

diamond pag. 164

vaso pag. 168

7 knots pag. 172








doghe pag. 176

eucalipto pag. 178

recycled pag. 180

corbetta

CHAIRS

	dotty	pag. 184
	pepper	pag. 192
	lexi	pag. 200
	celine	pag. 208
	afrodite	pag. 212
	cubica	pag. 216
	stripes	pag. 220
	jolie	pag. 224

sorriso

pag. 230



fifty

pag. 234



diva

pag. 240



milena

pag. 244



pamela

pag. 250



charlie

pag. 252



geo

pag. 254



tree

pag. 256







corbetta

Dal 1958 le collezioni Corbetta Salvatore nascono per dare una risposta qualificata ed esaustiva al bisogno dei mercati internazionali di componenti e prodotti finiti per l'arredo, volti a soddisfare le nuove aspettative e necessità del mercato.

Ogni prodotto nasce sotto un'attenta analisi delle tendenze e richieste della clientela e viene sviluppato secondo un binomio che contraddistingue lo sviluppo di ogni prodotto: design e funzionalità.

La produzione interna spazia dalla lavorazione dell'acciaio a quella dell'alluminio, della plastica, del legno, garantendo la massima flessibilità all'azienda che permette di soddisfare le richieste di una clientela molto ampia, con gusti e necessità differenti.

Corbetta Salvatore offre la possibilità di realizzare prodotti unici e specifici per ogni singolo cliente grazie a personalizzazioni studiate da un attento gruppo di collaboratori aziendali che, mediante il loro bagaglio di esperienza e tradizione, trovano la soluzione giusta ad ogni tipo di richiesta.

Since 1958, the Corbetta Salvatore collections have been created to give a qualified and comprehensive response to the need of components international markets and furniture products, aiming to satisfy the new expectations and needs of HO.RE.CA market.

Each product is born under a careful trend analysis and customer request and it is developed according to a combination of design and functionality. Internal production goes from steel processing to aluminium, plastic and wood, ensuring maximum flexibility to match all requests with different tastes and needs.

Corbetta Salvatore offers the possibility to create an unique and specific product for any individual customer through customization and bespoke design. Our team, through their experience and skills, can find the right solution for every type of request.

1958

Il Signor Corbetta Salvatore con la moglie Rita fonda la Corbetta Salvatore Srl come azienda specializzata nella produzione di sedie, tavoli e accessori per il mobile a Cassago Brianza, in provincia di Lecco.

L'unità produttiva è di 500 mq. Da subito si rivolge ad un mercato nazionale ed Europeo affermandosi come produttore forte ed affidabile.

Mr Corbetta Salvatore and his wife Rita founded Corbetta Salvatore Srl as a company specialising in the production of chairs, tables and furniture accessories in Cassago Brianza, in the province of Lecco.

The production unit is 500 square metres. The company immediately addressed a national and European market, establishing itself as a strong and reliable producer.



1961

Partecipa al primo Salone del mobile di Milano, la prima di una lunga serie di fiere in Italia e all'estero che portano a far conoscere l'azienda a livello internazionale.

The company participates in the first Salone del Mobile in Milan, the first of a long series of fairs in Italy and abroad that lead to make the company known internationally.



1979

La produzione si amplia ulteriormente nella nuova sede di Molteno. L'unità produttiva è di 4000 mq.

Production is further expanded at the new site in Molteno. The production unit covers 4000 square metres.

1990

Con l'entrata in azienda del genero Alfio Valnegri l'azienda espande i propri orizzonti commerciali verso il nascente mercato del DIY. Con i suoi accessori diventa azienda di riferimento per gran parte delle catene negozi nazionali ed internazionali sul mercato Italiano.

When son-in-law Alfio Valnegri joined the company, it expanded its commercial horizons towards the emerging DIY market. With its accessories it became a reference company for most of the national and international chain shops on the Italian market.



corbetta



1999

La sede di Molteno si amplia ancora fino a raggiungere l'attuale superficie di oltre 16000 mq.

The Molteno site is expanded to its current size of over 16,000 square metres.

2007

Con l'acquisto dei prodotti e del marchio Ego Project si afferma sul mercato internazionale degli accessori per interno armadio

With the purchase of the Ego Project products and brand, the company established itself on the international market for interior fittings.



2008

Dal 2008 la proprietà investe in tecnologia dotandosi di macchine per la produzione, sempre più performanti e innovative. Inizia così lo sviluppo tecnologico dell'azienda che punta ad affermarsi sempre di più nel settore arredo-contract, realizzando negli anni una vasta gamma di prodotti per questo mercato ormai divenuto mondiale.


Since 2008, the owners have been investing in technology, equipping themselves with increasingly high performance and innovative production machines. This is the beginning of the technological development of the company that aims to establish itself more and more in the furniture-contract sector, creating over the years a wide range of products for this market that has become worldwide.

2012

La gestione passa alla terza generazione. Una storia di famiglia che guarda al valore della tradizione con lo sguardo volto al futuro. Inizia parallelamente un percorso di sostenibilità dei prodotti e di ottimizzazione delle risorse ed energia. Macchinari sempre più all'avanguardia ma dai consumi ridotti, ottimizzazione packaging e logistica, riciclo e Sistema Qualità Certificato garantiscono la massima sostenibilità per prodotti e ambiente.

The management passes to the third generation. A family history that looks to the value of tradition with an eye to the future. At the same time, a path of product sustainability and optimisation of resources and energy begins. Cutting-edge machinery with reduced consumption, optimised packaging and logistics, recycling and a certified quality system guarantee maximum sustainability for products and the environment.





corbetta

TABLE BASES

2023

corbetta



A wooden deck with a table and benches overlooking a mountain valley. The deck is made of light-colored wood planks. The table is square with a dark top and wooden legs. There are four benches, two on each side of the table. The background shows a lush green valley with a river and mountains in the distance.

marbella

TABLE



corbetta

PIANO TAVOLO / TABLE TOP


laminato/laminate 24 mm pag. 204
bordo/edge ABS

hpl *OUTDOOR USE ☁️ 10 mm pag. 206

include fori per il drenaggio dell'acqua e una fessura centrale sul piano per l'appoggio di smartphone e tablet e foro da 34mm per l'ombrellone
Water draining holes, central slot for smartphones and tablets and 34mm central hole for umbrella are included


PIEDE / FOOT

acciaio/steel



acciaio inox/stainless steel

*OUTDOOR USE ☁️



marbella


TABLE



BT.0620

Laminato & HPL / Laminate & HPL
H: 73 cm

TOP:	80 x 80 cm	TOT:	80 x 170 cm
	80 x 120 cm		120 x 170 cm
	80 x 140 cm		140 x 170 cm
	80 x 160 cm		160 x 170 cm
	80 x 180 cm		180 x 170 cm

REGOLABILE / ADJUSTABLE 



corbetta



mondrian

TABLE





corbetta

PIANO TAVOLO / TABLE TOP

laminato/laminate 24 mm pag. 204
bordo/edge ABS


hpl *OUTDOOR USE ☁️ 10-12 mm pag. 206

include fori per il drenaggio dell'acqua e una fessura centrale sul piano per l'appoggio di smartphone e tablet e foro da 34mm per l'ombrello
Water draining holes, central slot for smartphones and tablets and 34mm central hole for umbrella are included

PIEDE / FOOT


acciaio/steel

FISSAGGIO A TERRA / FLOOR FIXING



acciaio inox/stainless steel

*OUTDOOR USE ☁️



mondrian

TABLE



BT.600

Laminato / Laminate HPL
 H¹: 73,5 cm H²: 47,5 cm H¹: 72 cm H²: 46 cm

TOP:	80 x 80 cm	TOT:	160 x 80 cm
	80 x 120 cm		160 x 120 cm
	80 x 140 cm		160 x 140 cm
	80 x 160 cm		160 x 160 cm
	80 x 180 cm		160 x 180 cm



BT.605

Laminato / Laminate HPL
 H¹: 109,5 cm H²: 77,5 cm H¹: 108 cm H²: 76 cm

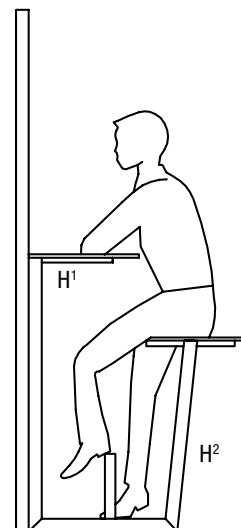
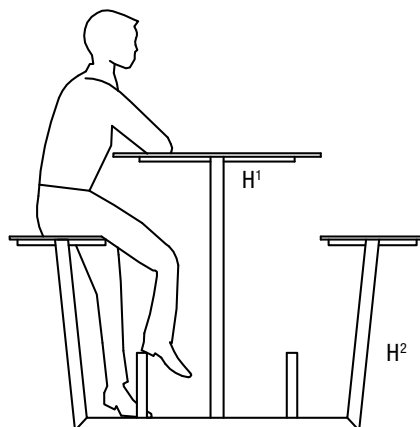
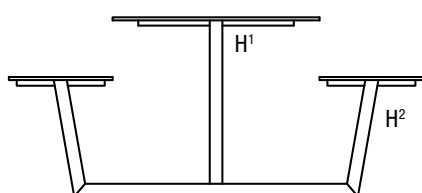
TOP:	80 x 120 cm	TOT:	160 x 120 cm
	80 x 140 cm		160 x 140 cm
	80 x 160 cm		160 x 160 cm
	80 x 180 cm		160 x 180 cm



BT.607


Laminato / Laminate HPL
 H¹: 109,5 cm H²: 77,5 cm H¹: 108 cm H²: 76 cm

TOP:	44 x 120 cm	TOT:	84 x 120 cm
	44 x 140 cm		84 x 140 cm
	44 x 160 cm		84 x 160 cm
	44 x 180 cm		84 x 180 cm





corbetta



corbetto





madrid

TABLE



corbetta

PIANO TAVOLO / TABLE TOP


laminato/laminate 24 mm pag. 204
 bordo/edge ABS

hpl *OUTDOOR USE ☁️ 10-12 mm pag. 206
 include foro da 34mm per l'ombrellone
 Central hole for umbrella is included

PIEDE / FOOT


FISSAGGIO A TERRA / FLOOR FIXING

acciaio/steel



acciaio inox/stainless steel

*OUTDOOR USE ☁️



madrid

TABLE




BT.609

Laminato / Laminate HPL
H¹: 73,5 cm H²: 47,5 cm H¹: 72 cm H²: 46 cm

TOP: ø 110 cm

TOT: ø 180 cm



corbetta



matias

TABLE





corbetta

PIANO TAVOLO / TABLE TOP


laminato/laminate 24 mm pag. 204
bordo/edge ABS

hpl *OUTDOOR USE ☁️ 10-12 mm pag. 206
include fessure per il drenaggio dell'acqua e foro da 34mm per l'ombrellone
Water draining hole and 34mm central hole for umbrella are included

PIEDE / FOOT


FISSAGGIO A TERRA / FLOOR FIXING

acciaio/steel



acciaio inox/stainless steel

*OUTDOOR USE ☁️



matias

TABLE



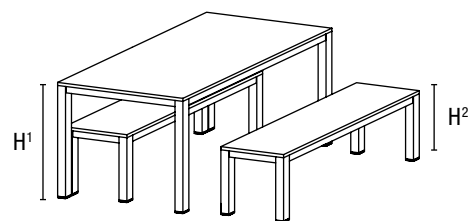
BT.601

Laminato / Laminate
H¹: 73,5 cm H²: 46 cm

HPL
H¹: 72 cm H²: 44 cm

TOP: 80 x 120 cm
80 x 140 cm
80 x 160 cm
80 x 180 cm

BENCH: 40 x 105 cm
40 x 125 cm
40 x 145 cm
40 x 165 cm



corbetta



lem

TABLE BASE









corbetta

PIANO TAVOLO / TABLE TOP


legno/wood	pag. 172
melaminico/melamine	pag. 160
laminato/laminate	pag. 152
hpl	pag. 156

PIEDE / FOOT

acciaio/steel



USO INTERNO
INDOOR USE



*OUTDOOR USE

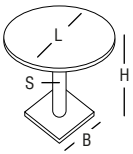
acciaio zincato & verniciato/zinc plated & painted steel

lem

TABLE BASE



REGOLABILE / ADJUSTABLE 




BT.0164

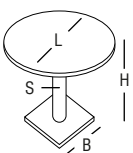
L.	80x80 D.90 cm max	B.	60 cm
H.	107 cm	S.	Ø 4,2 cm

BT.0164

L.	90x90 D.100 cm max	B.	60 cm
H.	73 cm	S.	Ø 4,2 cm



REGOLABILE / ADJUSTABLE 



BT.0166

L.	70x70 D.80 cm max	B.	60 cm
H.	73 cm	S.	Ø 4,2 cm

BT.0166

L.	50x50 D.60 cm max	B.	37 cm
H.	43 cm	S.	Ø 4,2 cm



corbetta



corbetta



tetris

TABLE BASE






corbetta

PIANO TAVOLO / TABLE TOP


legno/wood	pag. 172
melaminico/melamine	pag. 160
laminato/laminate	pag. 152
hpl	pag. 156
vetro/glass	


PIEDE / FOOT

acciaio/steel



acciaio inox/stainless steel


*OUTDOOR USE 

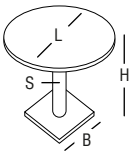


tetris

TABLE BASE



REGOLABILE / ADJUSTABLE 




BT.193

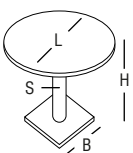
L. Ø 90 - 80x80 cm max h.43/73	B. Ø 58 cm
L. Ø 80 - 70x70 cm max h.107	
H. 43/73/107 cm	S. Ø 6 cm

BT.194

L. Ø110-90x90 cm max h.73	B. Ø 70 cm
L. Ø 90 - 80x80 cm max h.107	
H. 73/107 cm	S. Ø 8 cm



REGOLABILE / ADJUSTABLE 



BT.195.070

L. 90x140 cm max	B. 58x82 cm
H. 73 cm	S. Ø 6 cm

BT.195.100

L. 90x160 cm max	B. 58x107 cm
H. 73 cm	S. Ø 6 cm

BT.195.120

L. 90x180 cm max	B. 58x127 cm
H. 73 cm	S. Ø 6 cm

corbetta





petal

TABLE BASE




corbetta

PIANO TAVOLO / TABLE TOP

legno/wood	pag. 172
melaminico/melamine	pag. 160
laminato/laminate	pag. 152
hpl	pag. 156
vetro/glass	

PIEDE / FOOT

acciaio/steel



petal

TABLE BASE



BT.186

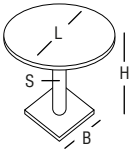
L. Ø 70 cm max h.43/73	B. Ø 58 cm
L. Ø 60 cm max h.107	
H. 43/73/107 cm	S. Ø 6 cm



BT.185

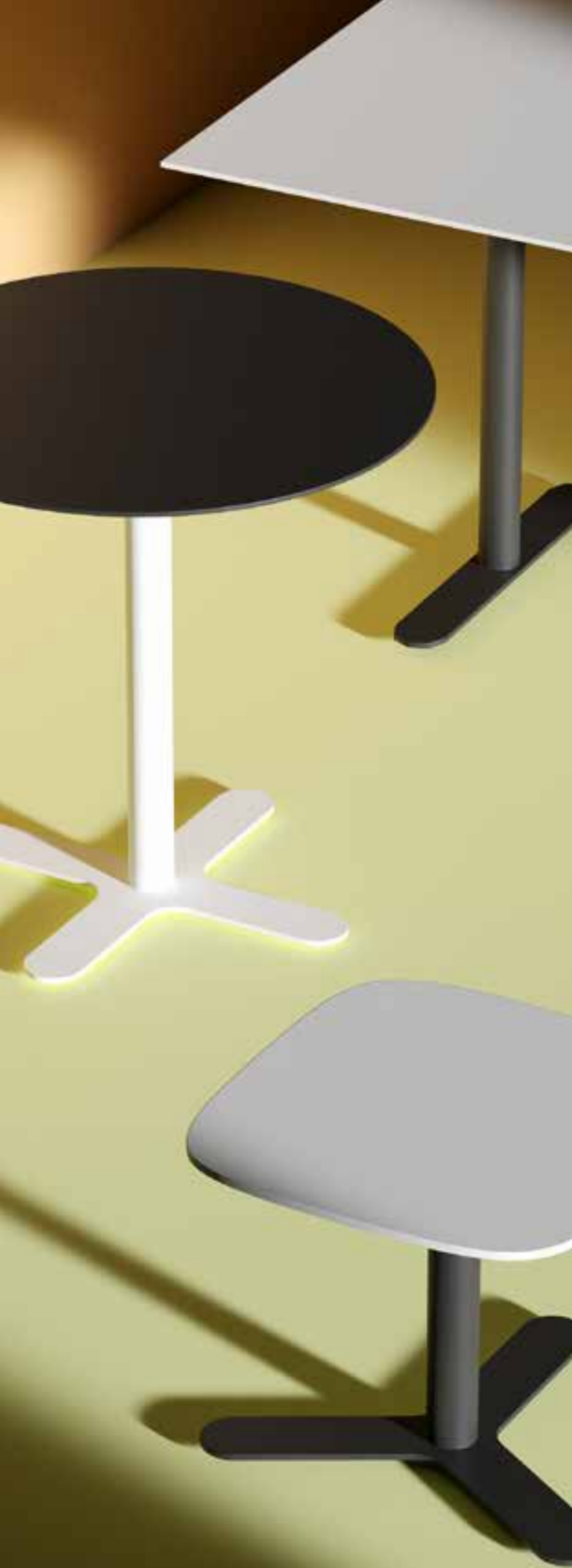
L. Ø 90 - 80x80 cm max h.43/73	B. Ø 58 cm
L. Ø 80 - 70x70 cm max h.107	
H. 43/73/107 cm	S. Ø 6 cm

REGOLABILE / ADJUSTABLE










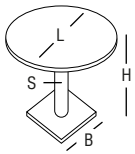
corbetta

petal

TABLE BASE



REGOLABILE / ADJUSTABLE 



BT.189.070

L. max	90 x 140	B.	58 x 85 cm
H.	73 cm	S.	Ø 6 cm

BT.189.100

L. max	90 x 160	B.	58 x 115 cm
H.	73 cm	S.	Ø 6 cm

BT.189.120

L. max	90 x 180	B.	58 x 135 cm
H.	73 cm	S.	Ø 6 cm



corbetta



petal big one

TABLE BASE






corbetta

PIANO TAVOLO / TABLE TOP

legno/wood	pag. 172
melaminico/melamine	pag. 160
laminato/laminate	pag. 152
hpl	pag. 156
vetro/glass	

PIEDE / FOOT

acciaio/steel

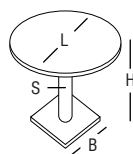


petal big one

TABLE BASE



REGOLABILE / ADJUSTABLE 



BT.230

L. Ø 110 cm max	B. Ø 70 cm
H. 73/107 cm	S. Ø 10 cm



A minimalist table with a white oval top and four white legs. The table is positioned on a dark brown floor. The background is a solid dark brown color. The table's legs are simple, cylindrical, and white. The top is a smooth, white oval. The lighting is soft, creating subtle shadows on the floor.

corbetta



petal big four

TABLE BASE




corbetta

PIANO TAVOLO / TABLE TOP

legno/wood	pag. 172
melaminico/melamine	pag. 160
laminato/laminate	pag. 152
hpl	pag. 156

PIEDE / FOOT

acciaio/steel

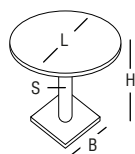


petal big four

TABLE BASE



REGOLABILE / ADJUSTABLE



BT.234

L. Ø 200 cm **max**
h.73

L. Ø 160 cm **max**
h.107

H. 73/107 cm

B. Ø 70 cm

S. Ø 8 cm





corbetta



corbetta



duplex round/petal

TABLE BASE






corbetta

PIANO TAVOLO / TABLE TOP

legno/wood	pag. 172
melaminico/melamine	pag. 160
laminato/laminate	pag. 152
hpl	pag. 156

PIEDE / FOOT

acciaio/steel



duplex^{round/petal}

TABLE BASE



BT.241

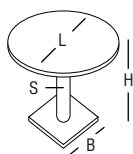
L. Ø 90 - 80x80 cm max h. 73	B. Ø 58 cm
L. Ø 80 - 70x70 cm max h.107	
H. 73/107 cm	S. Ø 6 cm



BT.240

L. Ø 90 - 80x80 cm max h.43/73	B. Ø 44 cm
L. Ø 80 - 70x70 cm max h.107	
H. 73/107 cm	S. Ø 6 cm

REGOLABILE / ADJUSTABLE



corbetta



spider

TABLE BASE






corbetta

PIANO TAVOLO / TABLE TOP

legno/wood	pag. 172
melaminico/melamine	pag. 160
laminato/laminate	pag. 152
hpl	pag. 156

PIEDE / FOOT

acciaio/steel



acciaio inox/stainless steel

*OUTDOOR USE 

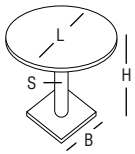


spider

TABLE BASE



REGOLABILE / ADJUSTABLE



BT.155.43

L. Ø 70-60x60 cm min	B. 53 x 53 cm
H. 43 cm	S. 5 x 5 cm

BT.155.73

L. Ø 90-70x70 cm min	B. 68 x 68 cm
H. 73 cm	S. 5 x 5 cm


BT.155.107

L. Ø 70-60x60 cm min	B. 53 x 53 cm
H. 107 cm	S. 5 x 5 cm






corbetta



round

TABLE BASE




corbetta

PIANO TAVOLO / TABLE TOP

legno/wood	pag. 172
melaminico/melamine	pag. 160
laminato/laminate	pag. 152
hpl	pag. 156
vetro/glass	


PIEDE / FOOT

acciaio/steel



acciaio inox/stainless steel

*OUTDOOR USE ☁️



round

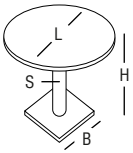
TABLE BASE



BT.108

L. Ø 90 - 80x80 cm max h.43/73	B. Ø 44 cm
L. Ø 80 - 70x70 cm max h.107	
H. 43/73/107 cm	S. Ø 6 cm

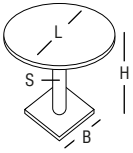
REGOLABILE / ADJUSTABLE



BT.105

L. Ø 90 - 80x80 cm max h.43/73	B. Ø 44 cm
L. Ø 80 - 70x70 cm max h.107	
H. 43/73/107 cm	S. Ø 8 cm

REGOLABILE / ADJUSTABLE



BT.109

L. Ø 120 - 100x100 cm max h.73	B. Ø 60 cm
L. Ø 100 - 80x80 cm max h.107	
H. 73/107 cm	S. Ø 8 cm



corbetto

heavy

TABLE BASE






corbetta

PIANO TAVOLO / TABLE TOP

legno/wood	pag. 172
melaminico/melamine	pag. 160
laminato/laminate	pag. 152
hpl	pag. 156
vetro/glasss [solo Heavy 1]	


PIEDE / FOOT

acciaio/steel



acciaio inox/stainless steel

*OUTDOOR USE ☁️



heavy

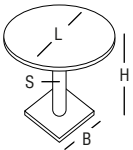
TABLE BASE



BT.107

L. Ø 140 - 100x100 cm max h.73	B. Ø 70 cm
L. Ø 110 - 80x80 cm max h.107	
H. 73/107 cm	S. Ø 10 cm

REGOLABILE / ADJUSTABLE 




BT.110

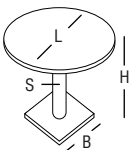
L. Ø 200 cm max h.73	B. Ø 70 cm
L. Ø 160 cm max h.107	
H. 73/107 cm	S. Ø 8 cm



BT.111

L. Ø 160 cm max h.73	B. Ø 70 cm
L. Ø 120 cm max h.107	
H. 73/107 cm	S. Ø 8 cm

REGOLABILE / ADJUSTABLE 



corbetta



square

CHAIRS






corbetta

PIANO TAVOLO / TABLE TOP

legno/wood	pag. 172
melaminico/melamine	pag. 160
laminato/laminate	pag. 152
hpl	pag. 156
vetro/glass	


PIEDE / FOOT

acciaio/steel



acciaio inox/stainless steel

*OUTDOOR USE ☁️



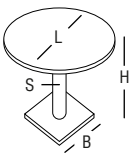
square

TABLE BASE



L. B S H

REGOLABILE / ADJUSTABLE



BT.112			6x6 cm	
BT.113	Ø 90 - 80x80 cm max h.43/73		8x8 cm	
BT.118	Ø 80 - 70x70 cm max		Ø 6 cm	
BT.125	h.107	40x40 cm	Ø 8 cm	43/73/107 cm
BT.114	Ø 110 - 90x90 cm max h.43/73		8x8 cm	
BT.126	Ø 90 - 80x80 cm max h.107	50x50 cm	Ø 8 cm	73/107 cm
BT.146	Ø 120 - 100x100 cm max h.73		8x8 cm	
BT.148	Ø 100 - 90x90 cm max h.107	60x60 cm	Ø 8 cm	73/107 cm
BT.225	80x100 cm max h.73	40x60 cm	8x8 cm	73 cm
BT.120	80x160 cm max h.43/73		2 x 6x6 cm	
BT.124	80x120 cm max h.107	40x80 cm	2 x Ø 6 cm	43/73/107 cm
BT.121	90x160 cm max h.73		2 x 8x8 cm	
BT.127	90x120 cm max h.107	40x80 cm	2 x Ø 8 cm	73/107 cm

corbetta



rubik

TABLE BASE






corbetta

PIANO TAVOLO / TABLE TOP

legno/wood	pag. 172
melaminico/melamine	pag. 160
laminato/laminate	pag. 152
hpl	pag. 156

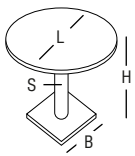
PIEDE / FOOT

acciaio/steel



rubik

TABLE BASE



BT.198

L. 100x100 cm **max**
h.43/73

L. 90x90 cm **max**
h.107

H. 43/73/107 cm

B. 51x51 cm

S. 25x25 cm






corbetta

PIANO TAVOLO / TABLE TOP

legno/wood	pag. 172
melaminico/melamine	pag. 160
laminato/laminate	pag. 152
hpl	pag. 156
vetro/glass	

PIEDE / FOOT


acciaio/steel

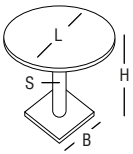


bomb

TABLE BASE



REGOLABILE / ADJUSTABLE 



BT.116

L.	Ø 90 - 80x80 cm max h.43/73	B.	47 cm
L.	Ø 80-70x70 cm max h.107		
H.	43/73/107 cm	S.	Ø 8 cm

BT.117

L.	Ø 100 - 90x90 cm max h.43/73	B.	60 cm
L.	Ø 90-80x80 cm max h.107		
H.	73/107 cm	S.	Ø 8 cm





corbetta

PIANO TAVOLO / TABLE TOP


legno/wood pag. 172

melaminico/melamine pag. 160

laminato/laminate pag. 204

PIEDE / FOOT

acciaio/steel

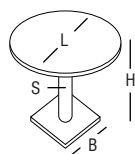


cono

TABLE BASE + STOOL



REGOLABILE / ADJUSTABLE



BT.520

L.	Ø 90 cm max h.73	B.	44 cm
L.	Ø 80 max h.107		
H.	73/107 cm	S.	single cone

BT.521

L.	90x160 cm max h.73	B.	40 x 80 cm
L.	90x120 max h.107		
H.	73/107 cm	S.	double cone

SE.1069

L.	44 cm	P.	44 cm
H.	75 cm	S.	75 cm



corbetta



A top-down view of a round, light-orange table. On the left side, a portion of a laptop is visible, showing its keyboard and screen. In the lower-left quadrant of the table, there is a built-in power outlet with a silver, hinged cover that is open, revealing a black circular socket with two small holes. A black power cord is plugged into the outlet and loops across the table surface. The table is supported by a dark, cylindrical leg, which is partially visible at the bottom. The background is a plain, light blue-grey color.

power

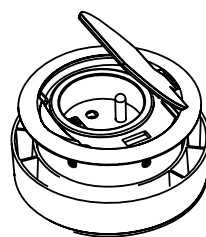
TABLE BASE



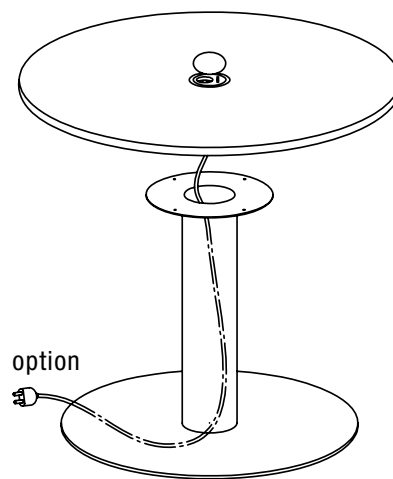
corbetta

PIANO TAVOLO / TABLE TOP

legno/wood	pag. 172
melaminico/melamine	pag. 160
laminato/laminate	pag. 152
hpl	pag. 156




POWER DEVICE
usb + schuko
BT.270.D1.14



PIEDE / FOOT

acciaio/steel

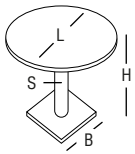


power

TABLE BASE



REGOLABILE / ADJUSTABLE 



BT.269

L.	h.73 Ø 100 cm max	B.	Ø 44 cm
L.	h.107 Ø 80 cm max		
H.	73/107 cm	S.	Ø 14 cm

BT.270

L.	h.73 Ø 130 cm max	B.	Ø 70 cm
L.	h.107 Ø 110 cm max		
H.	73/107 cm	S.	Ø 14 cm



corbetta





kora

TABLE BASE




corbetta

PIANO TAVOLO / TABLE TOP

legno/wood	pag. 172
melaminico/melamine	pag. 160
laminato/laminate	pag. 152
hpl	pag. 156

PIEDE / FOOT

acciaio/steel



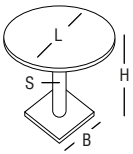
kora

TABLE BASE



BT.257

L. Ø 70 cm max	B. Ø 60 cm
H. 100 cm	S. Ø 1.6 cm





corbetta

PIANO TAVOLO / TABLE TOP

legno/wood pag. 172

melaminico/melamine pag. 160

laminato/laminate pag. 152

hpl pag. 156

MAX 8 KG TOP

PIEDE / FOOT

acciaio/steel



01

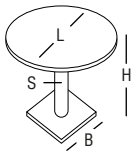
lift

TABLE BASE



BT.130.48

BT.130.73



L. \emptyset 80 cm max	B. \emptyset 47 cm
H. 48/73 cm	S. \emptyset 8 cm

L. \emptyset 80 cm max	B. \emptyset 47 cm
H. 73/109 cm	S. \emptyset 8 cm





corbetta

PIANO TAVOLO / TABLE TOP

legno/wood pag. 172

melaminico/melamine pag. 160

laminato/laminate pag. 152

hpl [solo PINKO BIG]

*

REGOLABILE / ADJUSTABLE 

solo/only PINKO BIG

il PINKO MINI ha il puntale fisso

the PINKO MINI has a fixed tip

PIEDE / FOOT

acciaio/steel



01



02



03



2D



3D



09



23



28



33



45



9D



53



27



18

pinko

TABLE BASE



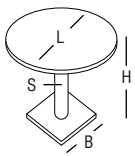
BT.255 *

L. Ø 90 - 80x80 cm max h.73	B. 60 cm
L. Ø 80-70x70 cm max h.107	
H. 73/107 cm	S. Ø 2.5 cm



BT.250

L. Ø 40 cm max	B. Ø 35 cm
H. 43 cm	S. Ø 1.6 cm



corbetta



mini flat

TABLE BASE




corbetta

PIANO TAVOLO / TABLE TOP

legno/wood	pag. 172
melaminico/melamine	pag. 160
laminato/laminate	pag. 152
hpl	pag. 156

PIEDE / FOOT

acciaio/steel



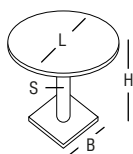
mini flat

TABLE BASE



BT.259.L

L.	Ø 50 cm max 40x40 cm max	B.	Ø 30 cm
H.	43/73 cm	S.	Ø 5 cm



corbetta



bell^{round/square}

table base






corbetta

PIANO TAVOLO / TABLE TOP

legno/wood	pag. 172
melaminico/melamine	pag. 160
laminato/laminate	pag. 152
hpl	pag. 156

PIEDE / FOOT

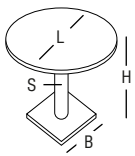
acciaio/steel



*solo BT.190

bell^{round/square}

TABLE BASE



BT.190		
L.	Ø 90 - 80x80 cm max h.43/73	B. Ø 48 cm
L.	Ø 80 - 70x70 cm max h.107	
H.	73/107 cm	S. Ø 8 cm

BT.191		
L.	Ø 100 - 90x90 cm max h. 73	B. 45x45 cm
L.	Ø 90 - 70x70 cm max h.107	
H.	73/107 cm	S. Ø 6 cm






corbetta

PIANO TAVOLO / TABLE TOP

legno/wood	pag. 172
melaminico/melamine	pag. 160
laminato/laminate	pag. 152
hpl	pag. 156

PIEDE / FOOT

acciaio/steel

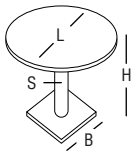


polo^{4/3}

TABLE BASE



REGOLABILE / ADJUSTABLE 



BT.151

L.	Ø 80 - 70x70 cm max h.73	B. Ø 58 cm
L.	Ø 70 - 60x60 cm max h.107	
H.	73/107 cm	S. Ø 5 cm

BT.150

L.	Ø 70 cm max h.73	B. Ø 58 cm
H.	73 cm	S. Ø 5 cm






corbetta

PIANO TAVOLO / TABLE TOP

legno/wood	pag. 172
melaminico/melamine	pag. 160
laminato/laminate	pag. 152
hpl	pag. 156

PIEDE / FOOT

acciaio/steel

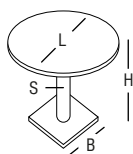


plane^{round/square}

TABLE BASE



REGOLABILE / ADJUSTABLE 



BT.170

L.	Ø 90 - 80x80 cm max h.73	B.	Ø 44 cm
L.	Ø 80 - 70x70 cm max h.107		
H.	73/107 cm	S.	Ø 8 cm

BT.171

L.	Ø 100 - 90x90 cm max h.73	B.	47 x 47 cm
L.	Ø 90 - 80x80 cm max h.107		
H.	73/107 cm	S.	8 x 8 cm






corbetta

PIANO TAVOLO / TABLE TOP

legno/wood	pag. 172
melaminico/melamine	pag. 160
laminato/laminate	pag. 152
hpl	pag. 156

PIEDE / FOOT


acciaio/steel

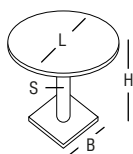


basis ^{3/4}

TABLE BASE



REGOLABILE / ADJUSTABLE 



BT.153

L.	Ø 80 - 70x70 cm max h.73	B.	Ø 60 cm
H.	73 cm	S.	Ø 30 cm

BT.152

L.	Ø 90 - 80x80 cm max h.73	B.	Ø 60 cm
H.	73 cm	S.	Ø 30 cm





corbetta

SISTEMA MODULARE / MODULAR SYSTEM


Sistema modulare con giunti per costruire strutture per tavoli.
Le strutture sono costruite con tubi d'acciaio a sezione quadrata.
La componibilità della struttura permette di costruire tavoli
in diverse dimensioni ed altezze. Tutte le gambe sono dotate di regolabile.

Modular system with connection joints to build tables structure formed by square section steel tubes. The modular system allows to build tables in different sizes and heights. All legs are equipped with adjusters.


OPZIONALE / OPTIONAL




CON RUOTE / WITH WHEELS

REGOLABILE / ADJUSTABLE 

PIEDE / FOOT acciaio/steel



acciaio inox/stainless steel



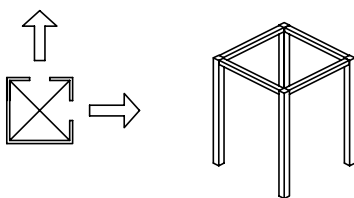
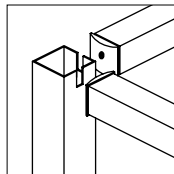
block

TABLE BASE



GAMBE / LEGS / PIEDS - 2 way
50x50 mm - Set 4 pcs

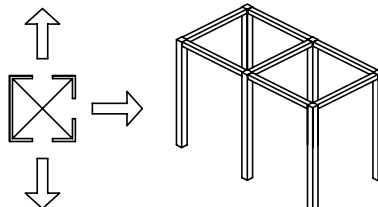
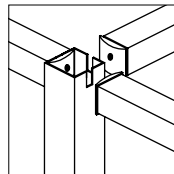
BT200.038L H. 38 cm
BT200.071L H. 71 cm
BT200.107L H. 107 cm



GAMBE / LEGS / PIEDS - 3 way
50x50 mm - Set 2 pcs

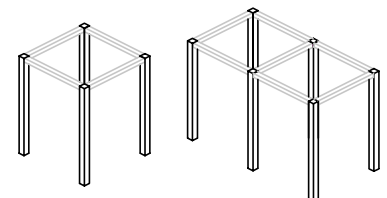
BT201.071L H. 71 cm
BT201.107L H. 107 cm

** Per tavoli con lato superiore a 240 cm
** For tables with side up to 240 cm



TRAVERSE / CROSSBARS / TRAVERSES
40x40 mm - Set 2 pcs

BT203.048L 60 lato/side - cm
BT203.058L 70
BT203.068L 80
BT203.078L 90
BT203.088L 100
BT203.108L 120
BT203.128L 140
BT203.148L 160
BT203.168L 180
BT203.188L 200
BT203.208L 220
BT203.228L 240





corbetta

SISTEMA MODULARE / MODULAR SYSTEM

Sistema modulare con giunti per costruire strutture per tavoli.
Le strutture sono costruite con tubi d'acciaio a sezione quadrata.
La componibilità della struttura permette di costruire tavoli
in diverse dimensioni ed altezze. Tutte le gambe sono dotate di regolabile.

Modular system with connection joints to build tables structure formed by square section steel tubes. The modular system allows to build tables in different sizes and heights. All legs are equipped with adjusters.

PIANO TAVOLO / TABLE TOP

legno/wood

pag. 172

melaminico/melamine


pag. 160

laminato/laminate

pag. 152



hpl

pag. 156

REGOLABILE / ADJUSTABLE 


PIEDE / FOOT

acciaio/steel



acciaio inox/stainless steel

*OUTDOOR USE 



bridge

TABLE BASE



BT.212 / 213

Spalla / Frame da 78 cm	Spalla / Frame da 98 cm	Spalla / Frame da 108 cm
78 x 118 x H.73 – TOP. 80 x 120 cm	98 x 118 x H.73 – TOP. 100 x 120 cm	118 x 118 x H.73 – TOP. 120 x 120 cm
78 x 138 x H.73 – TOP. 80 x 140 cm	98 x 138 x H.73 – TOP. 100 x 140 cm	118 x 138 x H.73 – TOP. 120 x 140 cm
78 x 158 x H.73 – TOP. 80 x 160 cm	98 x 158 x H.73 – TOP. 100 x 160 cm	118 x 158 x H.73 – TOP. 120 x 160 cm



corbetta





nevada

TABLE BASE







corbetta

SISTEMA MODULARE / MODULAR SYSTEM

Sistema modulare con giunti per costruire strutture per tavoli.
Le strutture sono costruite con tubi d'acciaio a sezione quadrata.
La componibilità della struttura permette di costruire tavoli
in diverse dimensioni ed altezze. Tutte le gambe sono dotate di regolabile.


Modular system with connection joints to build tables structure formed by square section steel tubes. The modular system allows to build tables in different sizes and heights. All legs are equipped with adjusters.

PIANO TAVOLO / TABLE TOP

legno/wood	pag. 172
melaminico/melamine	pag. 160
laminato/laminate	pag. 152
hpl	pag. 156


PIEDE / FOOT

acciaio/steel



acciaio inox/stainless steel

*OUTDOOR USE 



nevada

TABLE BASE



REGOLABILE / ADJUSTABLE 

BT.208 / BT209 / BT 209P

per TOP 70x120 cm	TOP 70x140 cm	TOP 70x160 cm
118X70 CM – H.73 cm 118X70 CM – H.107 cm	138X70 CM – H.73 cm 138X70 CM – H.107 cm	158X70 CM – H.73 cm 158X70 CM – H.107 cm







corbetta

FLEXO

2023

corbetta



flexo A

TABLE BASE





corbetta

PIANO TAVOLO / TABLE TOP

legno/wood pag. 172


melaminico/melamine pag. 160

laminato/laminate pag. 152

Spessore minimo / Minimum thickness
2.4 / 2.5 cm

PIEDE / FOOT

acciaio/steel

RUOTE DISPONIBILI / WHEELS AVAILABLE 



01



03



09

* DISPONIBILE IN VERSIONE FISSA/ FIXED VERSION AVAILABLE

flexo A

TABLE BASE



flexo 1*



K6023 set 2 pcs

Top min 70 x 120 cm

L 43 cm.	H 71 cm.	B 59.6 cm.
----------	----------	------------

*DISPONIBILE IN VERSIONE FISSA / AVAILABLE IN FIXED VERSION



flexo 1 R180

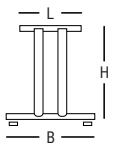


K6023R180 set 3 pcs

K6023/40 set 2 pcs

Top min R180: Ø 180 cm
Top min 40: 50 x 120 cm

L 34 cm.	H 71 cm.	B 40 cm.
----------	----------	----------



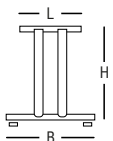
flexo 1 R160



K6023R160 set 3 pcs

Top min R160: Ø 160 cm

L 25 cm.	H 71 cm.	B 20 cm.
----------	----------	----------



flexo 2*



K6027 set 2 pcs

Top min 70 x 120 cm

L 43 cm.	H 71 cm.	B 58 cm.
----------	----------	----------

*DISPONIBILE IN VERSIONE FISSA / AVAILABLE IN FIXED VERSION



corbetto



flexo 2 big

K 6 0 4 6 set 2 pcs

Top min 70 x 120 cm

L 43 cm.	H 71 cm.	B 79 cm.
----------	----------	----------



flexo 15

K 6 0 4 0 set 2 pcs

Top min 70 x 120 cm

L 43 cm.	H 71/107 cm.	B 60 cm.
----------	--------------	----------



flexo A

TABLE BASE



flexo 3



K 6 0 1 1 set 2 pcs

Top min 80 x 80 cm

L 60 cm.	H 71 cm.	B 60 cm.
----------	----------	----------



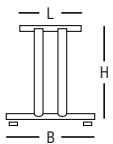
flexo 3 big



K 6 0 1 2 set 2 pcs

Top min Ø 160 cm - 110 x 110 cm

L 100 cm.	H 71 cm.	B 100 cm.
-----------	----------	-----------



flexo 20

K 6 0 3 1 set 2 pcs

Top min 70 x 120 cm

L 43 cm.	H 71 cm.	B 53 cm.
----------	----------	----------

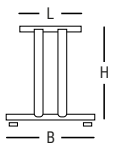


flexo 21

K 6 0 3 2 set 2 pcs

Top min 70 x 120 cm

L 43 cm.	H 71 cm.	B 60 cm.
----------	----------	----------



corbetta



PIANO TAVOLO / TABLE TOP

legno/wood pag. 172


melaminico/melamine pag. 160

laminato/laminate pag. 152

Spessore minimo / Minimum thickness
2.4 / 2.5 cm

PIEDE / FOOT

acciaio/steel

RUOTE DISPONIBILI / WHEELS AVAILABLE 



* DISPONIBILE IN VERSIONE FISSA/ FIXED VERSION AVAILABLE

flexo A fix

TABLE BASE



flexo 1 FIX



K 6 0 6 1 set 2 pcs

Top max

TR. 076 - 90X140 cm
TR. 106 - 90X160 cm
TR. 126 - 90X180 cm

L 82-112-132 cm. H 71 cm. B 59.6 cm.



flexo 2 FIX



K 6 0 6 2 set 2 pcs

Top max

TR. 076 - 90X140 cm
TR. 106 - 90X160 cm
TR. 126 - 90X180 cm

L 82-112-132 cm. H 71 cm. B 58 cm.



flexo 7 FIX



K 6 0 6 5 set 2 pcs

Top max

TR. 076 - 90X140 cm
TR. 106 - 90X160 cm
TR. 126 - 90X180 cm

L 107-137-157 cm. H 71 cm. B 58 cm.



flexo 8 FIX

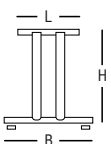
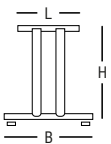


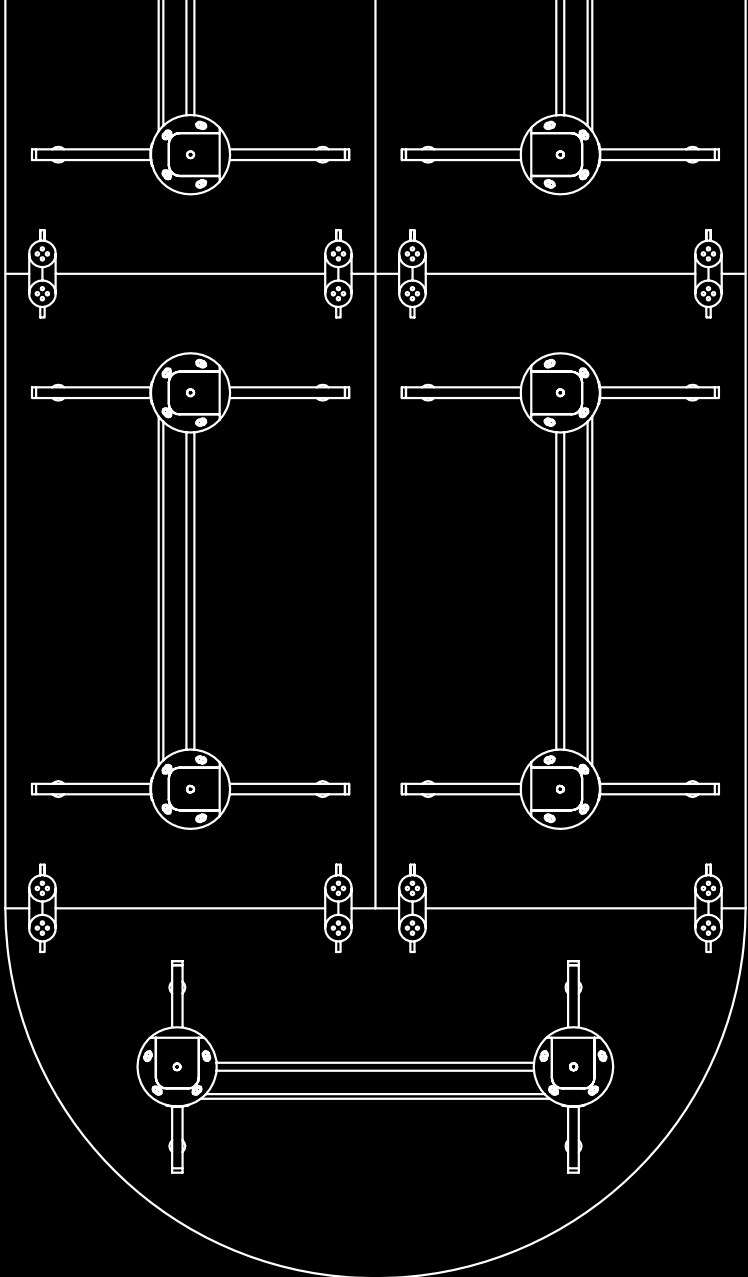
K 6 0 6 6 set 2 pcs

Top max

TR. 076 - 90X140 cm
TR. 106 - 90X160 cm
TR. 126 - 90X180 cm

L 107-137-157 cm. H 71 cm. B 60 cm.





corbetta
DESIGN FOR LIVING

FELXO A

BREVETTATO / PATENTED

Meccanismo di chiusura realizzato in acciaio zincato ad alta resistenza. Permette la chiusura e l'apertura dei fianchi tavolo tramite la semplice pressione della leva posta nella parte superiore del meccanismo.
Closing mechanism made of high resistance steel. Allows the closing and opening of the table frame through the pressure of the lever placed in the upper part of the mechanism.




GIUNTO PER TAVOLI / EXTENSION SYSTEM

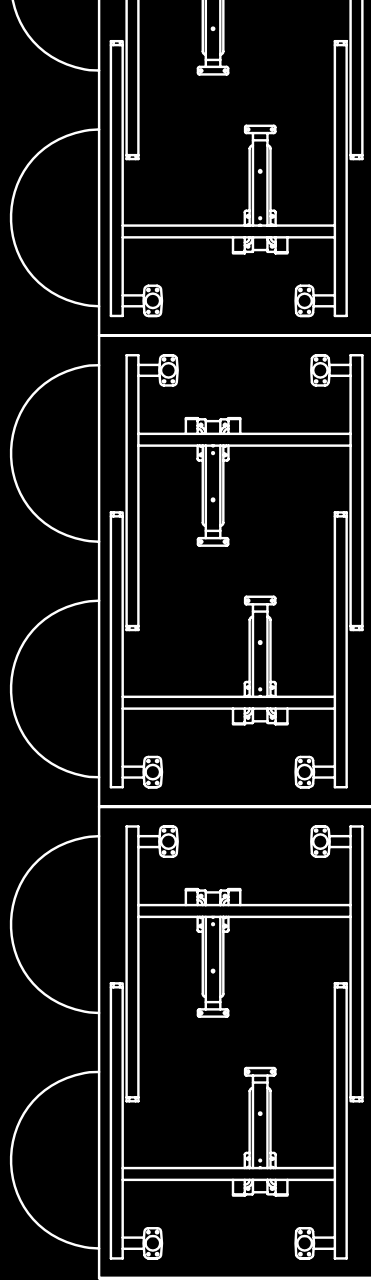
Giunto in plastica. Consente di unire e bloccare la posizione dei tavoli una volta che i piani sono affiancati tra loro.
Plastic joint. Block the table position once the tops are placed side by side.



BARRE DI RINFORZO / REINFORCING BARS

GIUNTO / JOINT





flexo A/B

TABLE BASE

FLEXO A - Strutture di elementi tubolari in acciaio predisposte con appositi attacchi e di meccanismo per fissaggio al piano. Il meccanismo è dotato di sistema di bloccaggio dei fianchi sia a tavolo aperto che chiuso. Dotate di piedini regolabili. I tavoli che adottano questo sistema di basi possono essere sovrapposti, pallettizzati e impilati.


Tubular steel frame complete with connections and mechanism for top fixing. The mechanism is equipped with a frame locking system when table is open or close. Adjustable feet included. With this frame system tables can be stackable and piled up on pallets.

FLEXO B - Strutture di elementi tubolari in acciaio predisposte con meccanismo ribaltabile in plastica ad alta resistenza per il ribaltamento dei piani. Tutte le strutture sono dotate di piedini regolabili. I tavoli che adottano questo sistema di basi possono essere sovrapposti, pallettizzati e impilati.

Metal bases provided with opening/closing top mechanism can be releases by pulling red lever. Mechanism is made by high strong plastic. All frames are equipped with adjustable feet. The tables which take this base system can be stacked, stacked on pallet.



corbetta



flexo B

TABLE BASE









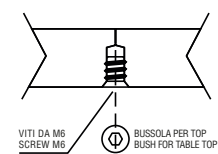
corbetta

PIANO TAVOLO / TABLE TOP

legno/wood	pag. 172
melaminico/melamine	pag. 160
laminato/laminate	pag. 152
hpl	pag. 156


IMPORTANTE / IMPORTANT

Per un miglior ancoraggio al piano consigliamo di inserire nel top delle bussole in metallo
To have a frame better fixing we suggest metal insert in the tops.




PIEDE / FOOT

acciaio/steel



acciaio inox/stainless steel

*OUTDOOR USE ☁️



flexo B

TABLE BASE



flexo 4

K0298

L. min	80 x 80 cm	B.	-
H.	71 cm	S.	Ø 5 cm



flexo 16*

K30937

L. max	Ø 80 cm 70x70 cm h.71	B.	Ø 44 cm
	Ø 70 cm 60x60 cm h.107		
H.	71/107 cm	S.	Ø 5 cm

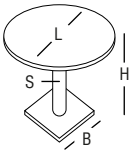


flexo 17*

K30938

L. max	Ø 80 cm 70x70 cm h.71	B.	Ø 44 cm
	Ø 70 cm 60x60 cm h.107		
H.	71/107 cm	S.	Ø 5 cm

REGOLABILE / ADJUSTABLE



flexo 18

K30942

L. max	Ø 70 cm 70x70 cm h.71	B.	Ø 58 cm
H.	71/107 cm	S.	Ø 5 cm

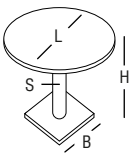


flexo 19

K30943

L. max	Ø 80 cm 70x70 cm h.71	B.	Ø 58 cm
	Ø 70 cm 60x60 cm h.107		
H.	71/107 cm	S.	Ø 5 cm

REGOLABILE / ADJUSTABLE





corbetta

flexo B

TABLE BASE



flexo 5

K 3 0 9 3 3

L. max	Ø 80 cm 70x70 cm h.71	B. Ø 58 cm
	Ø 70 cm 60x60 cm h.107	
H.	71/107 cm	S. Ø 5 cm



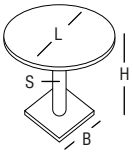
flexo 14

K 3 0 9 4 0

L. max	Ø 70 cm	B. Ø 55 cm
	H. 71 cm	

IMPILABILE / STACKABLE

REGOLABILE / ADJUSTABLE 



flexo 23 

K 3 0 9 4 5

L. max	Ø 80 cm 70x70 cm h.71	B. Ø 58 cm
	Ø 70 cm 60x60 cm h.107	
H.	71/107 cm	S. Ø 5 cm

INOX DISPONIBILE / AVAILABLE




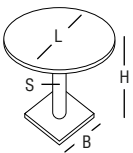
flexo 28 

K 3 0 9 4 8

L. max	Ø 80 cm 70x70 cm h.71	B. Ø 58 cm
	Ø 70 cm 60x60 cm h.107	
H.	71/107 cm	S. Ø 5 cm

IMPILABILE / STACKABLE - 4 pcs MAX
INOX DISPONIBILE / AVAILABLE

REGOLABILE / ADJUSTABLE 






corbetta








corbetta

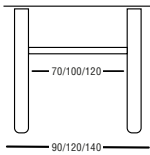


flexo B

TABLE BASE



REGOLABILE / ADJUSTABLE 



TR. 070 - 90 x 140 cm
TR. 100 - 90 x 160 cm
TR. 120 - 90 x 180 cm
TOP MAX

flexo 7*

K30934



TR crossbar	TR.070/100/120	B. Ø 58 cm
H.	71 cm	S. Ø 5 cm

*DISPONIBILE IN VERSIONE FISSA / AVAILABLE IN FIXED VERSION

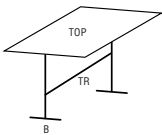
flexo 8*


K30932

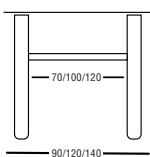


TR crossbar	TR.070/100/120	B. Ø 60 cm
H.	71 cm	S. Ø 5 cm

*DISPONIBILE IN VERSIONE FISSA / AVAILABLE IN FIXED VERSION



REGOLABILE / ADJUSTABLE 



TR. 070 - 90 x 140 cm
TR. 100 - 90 x 160 cm
TR. 120 - 90 x 180 cm
TOP MAX

flexo 24*

K30946



TR crossbar	TR.070/100/120	B. Ø 58 cm
H.	71 cm	S. Ø 5 cm

*DISPONIBILE IN VERSIONE FISSA / AVAILABLE IN FIXED VERSION

flexo 25

K30947

TR crossbar	TR.070/100/120	B. Ø 58 cm
H.	71 cm	S. Ø 5 cm

*DISPONIBILE IN VERSIONE FISSA / AVAILABLE IN FIXED VERSION





corbetta


PIANI TAVOLO / TABLE TOPS

2023



laminato/laminate

TABLE TOPS





corbetta

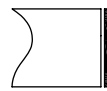
Tutti i colori dei materiali e delle finiture illustrate hanno solo valore indicativo in quanto soggetti alle tolleranze dei processi di stampa.

Colors of materials and finishes are indicative as they depend on printing process.



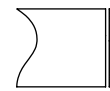
USO INTERNO
INDOOR USE

BORDO / EDGE



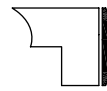
ABS / ABS

spessore / thickness
20 mm / 24 mm / 30 mm



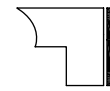
ABS^{ottonato} / ABS^{satinato}
ABS^{brass} / ABS^{brass}

spessore / thickness
20 mm / 24 mm / 30 mm



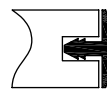
ABS / ABS

spessore / thickness
50 mm



ABS^{ottonato} / ABS^{satinato}
ABS^{brass} / ABS^{brass}

spessore / thickness
50 mm



PVC NERO / BLACK PVC

spessore / thickness
24 mm

laminato/laminate

TABLE TOPS



USO INTERNO
INDOOR USE

laminato / laminate S standard




Bianco
White




Beige
Beige



Grigio chiaro
Light grey



Antracite
Dull grey



Nero
Black


laminato opaco / laminate matte SOFT TOUCH C standard



8857
Giallo
Yellow



8245
Verde salvia
Sage green



8238
Cipria
Blush



7674
Marmo Veneto
Veneto Marble



7402
Pietra Grafite
Stone



9483
Pietra Ferro
Iron Stone



9485
Pietra Nera
Black Stone

laminato lucido / bright laminate C standard



3460
Marmo Calacatta
Calacatta Marble



3476
Jet Sequoia
Black Marble

laminato / laminate C standard



4407
Cemento
Concrete



4398
Corten
Corten



4399
Ferro ossidato
Rusty iron




4101
Rovere sbiancato
Whitened oak



1001
Rovere naturale
Natural oak



5573
Legno Evoke
Evoke wood



4417
Legno grigio
Grey wood



5280
Legno tabacco
Tobacco wood



4456
Legno scuro
Dark wood

corbetta



hpl/hpl ☁

TABLE TOPS





corbetta

Tutti i colori dei materiali e delle finiture illustrate hanno solo valore indicativo in quanto soggetti alle tolleranze dei processi di stampa.

Colors of materials and finishes are indicative as they depend on printing process.



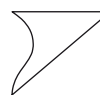
USO INTERNO / ESTERNO
INDOOR / OUTDOOR USE

BORDO / EDGE



DRITTO / STRAIGHT

spessore / thickness
10 mm / 12 mm



SVASATO / INCLINED

spessore / thickness
10 mm / 12 mm

hpl/hpl

TABLE TOPS



USO INTERNO/ESTERNO
INDOOR/OUTDOOR USE

**laminato hpl / hpl laminate
standard / standard**



0001 Arpa
Bianco
White

Cuore nero
Black heart




0244 Arpa
Avorio
Ivory

Cuore nero
Black heart



0527 Arpa
Grigio chiaro
Light grey

Cuore nero
Black heart



0526 Arpa
Grigio scuro
Dark grey

Cuore nero
Black heart



0509 Arpa
Nero
Black

Cuore nero
Black heart



**laminato hpl / hpl laminate
pietra & legno / stone & wood**




3276 Arpa
Fiammato rosso
Red flame

Cuore marrone
Brown heart



3349 Arpa
Fiammato nero
Black flame

Cuore nero
Black heart



4587 Arpa
Rovere Slavonia
Slavonia oak

Cuore marrone
Brown heart



4586 Arpa
Rovere Texas
Texas oak

Cuore marrone
Brown heart



4517 Arpa
Rovere carbone
Carbon oak

Cuore marrone
Brown heart




3192 Arpa
Cemento
Concrete

Cuore nero
Black heart



6076
Impero

Cuore nero
Black heart



5547
Statuario

Cuore nero
Black heart

corbetta





melaminico/melamine

TABLE TOPS



corbetta

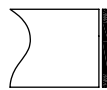
Tutti i colori dei materiali e delle finiture illustrate hanno solo valore indicativo in quanto soggetti alle tolleranze dei processi di stampa.

Colors of materials and finishes are indicative as they depend on printing process.



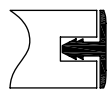
USO INTERNO
INDOOR USE

BORDO / EDGE



ABS / ABS

spessore / thickness
19 mm / 25 mm



PVC NERO / BLACK PVC

spessore / thickness
25 mm

melaminico/melamine

TABLE TOPS



USO INTERNO
INDOOR USE

melaminico / melamine colori / colors




Bianco
White




Beige
Beige



Grigio chiaro
Light grey



Antracite
Dull grey



Nero
Black

melaminico / melamine legno / wood



4407
Cemento
Concrete



4398
Corten
Corten



4399
Ferro ossidato
Rusty iron




4101
Rovere sbiancato
Whitened oak



1001
Rovere naturale
Natural oak



5573
Legno Evoke
Evoke wood



4417
Legno grigio
Grey wood



5280
Legno tabacco
Tobacco wood



4456
Legno scuro
Dark wood



corbetta



diamond

TABLE TOPS





corbetta

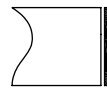
Tutti i colori dei materiali e delle finiture illustrate hanno solo valore indicativo in quanto soggetti alle tolleranze dei processi di stampa.

Colors of materials and finishes are indicative as they depend on printing process.



USO INTERNO
INDOOR USE

BORDO / EDGE



ABS

spessore / thickness
20 mm



ABS

spessore / thickness
50 mm


laminato / diamond
diamante / laminate

TABLE TOPS



USO INTERNO
INDOOR USE

laminato tinta unita / full color laminate
lucido / polished




vedi / see
pag. 205



corbetta





vaso

TABLE TOPS



corbetta


Tutti i colori dei materiali e delle finiture illustrate hanno solo valore indicativo in quanto soggetti alle tolleranze dei processi di stampa.

Colors of materials and finishes are indicative as they depend on printing process.

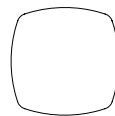


USO INTERNO
INDOOR USE

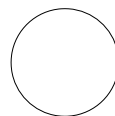
TIPOLOGIA / TYPES



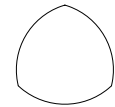
quadrato / square



botte / barrel

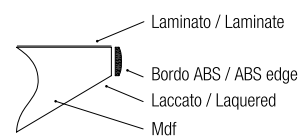


rotondo / round



triangolare / triangle

BORDO / EDGE



ABS

spessore / thickness
30 mm

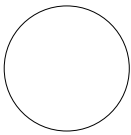
laminato / 'vaso'
'vaso' / laminated

TABLE TOPS




USO INTERNO
INDOOR USE

laminato / laminate
'vaso' / 'vase'



Bianco
White



Nero
Black

corbetta





7 knots

TABLE TOPS



corbetta

Tutti i colori dei materiali e delle finiture illustrate hanno solo valore indicativo in quanto soggetti alle tolleranze dei processi di stampa.

Colors of materials and finishes are indicative as they depend on printing process.

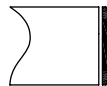
Interno in MDF con impiallacciatura foglio vero legno.

MDF heart with wood veneer sheet.



USO INTERNO
INDOOR USE

BORDO / EDGE

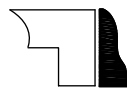
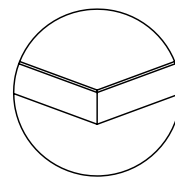
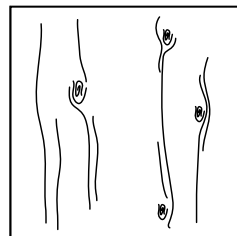


LEGNO MASSELLO / SOLID WOOD

spessore / thickness

40 mm

Piano listellato rovere tinto. Bordo piatto in legno massello.
Painted oak top with knots. Flat solid wood edge.

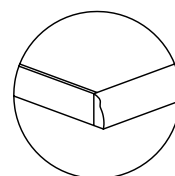
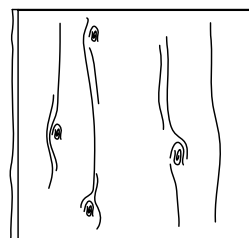


CORTECCIA IRREGOLARE / IRREGULAR BARK

spessore / thickness

40 mm

Piano listellato rovere tinto.
- 2 lati corti: bordo piatto in legno massello
- 2 lati lunghi: bordo in corteccia irregolare
Painted oak top with knots.
- 2 short sides: flat solid wood edge
- 2 long sides: irregular bark edge




rovere / 7 knots
7 nodi / oak

TABLE TOPS



USO INTERNO
INDOOR USE


rovere 7 nodi / 7 knots oak
legno / wood



Tinto naturale
Natural painted



Tinto grigio
Grey painted



Tinto noce
Walnut painted





corbetta

Tutti i colori dei materiali e delle finiture illustrate hanno solo valore indicativo in quanto soggetti alle tolleranze dei processi di stampa.

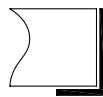
Colors of materials and finishes are indicative as they depend on printing process.



USO INTERNO / ESTERNO INDOOR / OUTDOOR USE

Piano con doghe in legno tinto trattato in autoclave resistente all'acqua.
Bordo in acciaio effetto grezzo.


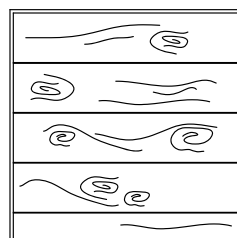
*Top with wooden slats with water resistant treatment.
With steel edge*



FERRO TINTO GREZZO / PAINTED STEEL RAW

spessore / thickness

40 mm



doghe / wood
legno / strips

TABLE TOPS



USO INTERNO/ESTERNO
INDOOR/OUTDOOR USE

legno / wood



Tinto grigio
Grey painted



Tinto noce
Walnut painted





corbetta

Tutti i colori dei materiali e delle finiture illustrate hanno solo valore indicativo in quanto soggetti alle tolleranze dei processi di stampa.

Colors of materials and finishes are indicative as they depend on printing process.

BORDO / EDGE



DRITTO / STRAIGHT

spessore / thickness
18 mm



SVASATO / INCLINED

spessore / thickness
18 mm

eucalipto/eucalyptus

TABLE TOPS



USO INTERNO/ESTERNO
INDOOR/OUTDOOR USE

legno / wood



Tinto naturale
Natural painted



Tinto nero
Black painted



corbetta

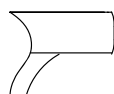
Piano a doghe di legno riciclate. ATTENZIONE! Questi piani potrebbero riportare difetti, macchie e stampe dovuti a precedenti utilizzi. Tutti i piani risultano essere diversi tra loro, non è possibile garantire nessun tipo di omogeneità!

Top with recycled wood slats. WARNING! These tops could show defects, stains and stamps due to previous uses. All the tops are different from each other, it is not possible to guarantee any uniformity



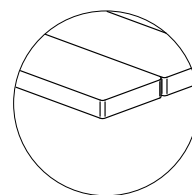
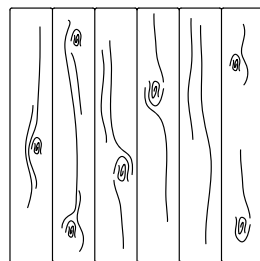
USO INTERNO
INDOOR USE

BORDO / EDGE

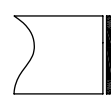



LEGNO / WOOD

spessore / thickness
40 mm



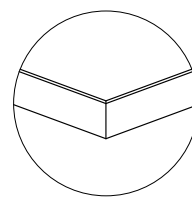
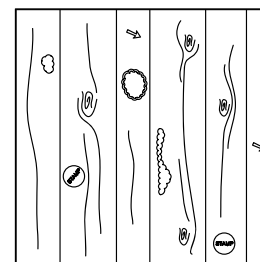
TIPO/TYPE A



LEGNO MASSELLO / SOLID WOOD

spessore / thickness
35 mm

Bordo piatto in legno massello.
Flat solid wood edge.



TIPO/TYPE B



legno / recycled
riciclato / wood



USO INTERNO
INDOOR USE

TABLE TOPS




TIPO/TYPE A



TIPO/TYPE B







corbetta

CHAIRS

2023

corbetta





dotty

CHAIRS







corbetta

SEDUTA / SEAT

imbottito/upholstered


- TESSUTO / FABRIC
- ECOPELLE / ECO-LEATHER

pag. 262

pag. 264

FUSTO / FRAME

acciaio/steel



dotty

CHAIRS



SE.1100

L. 50 cm	P. 61 cm
H. 82 cm	S. 47 cm



SE.1101

L. 58 cm	P. 61 cm
H. 82 cm	S. 47 cm



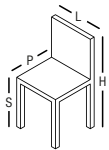
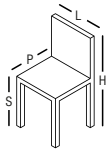
SE.1105-XL

L. 56 cm	P. 61 cm
H. 85 cm	S. 47 cm



SE.1102

L. 56 cm	P. 58 cm
H. 102-112 cm	S. 65-75 cm





corbetta



corbetta



pepper

CHAIRS









corbetta



SEDUTA / SEAT legno/wood



NATURALE



VINTAGE



OKUMÈ*

hpl **6mm**



0001 Arpa
Bianco
White

Cuore nero
Black heart

*OUTDOOR USE

laminato/laminate

pag. 152

imbottito/upholstered

- TESSUTO / FABRIC
- ECOPELLE / ECO-LEATHER

pag. 262
pag. 264

FUSTO / FRAME acciaio/steel

*OUTDOOR USE



02*



03*



2D



3D*



09*



23*



28*



06*



33*



45*



9D*



53



27



18

pepper

CHAIRS



SE.1021

L. 50 cm	P. 58 cm
H. 80 cm	S. 46 cm




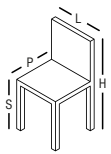
SE.1022

L. 57 cm	P. 58 cm
H. 80 cm	S. 46 cm



SE.1023

L. 55 cm	P. 58 cm
H. 99/109 cm	S. 65/75 cm





corbetta

FULL COLORS

SEDUTA / SEAT

laminato/laminate ARPA



0561
DARK RED



0517
LIGHT GREEN



0566
OCEAN BLUE



0523
YELLOW



0682
BRIGHT
ORANGE

FUSTO / FRAME

acciaio/steel RAL



3020
TRAFFIC RED



6019
WHITENED
GREEN



5015
SKY BLUE



1034
PASTELL
YELLOW



2009
TRAFFIC
ORANGE

A close-up photograph of a modern, minimalist chair. The chair's frame is made of thick, rounded, reddish-orange tubular material. The seat is a flat, light-colored wooden board with rounded corners, held in place by small dark screws. The background is a solid, matching reddish-orange color. The lighting is soft, highlighting the smooth texture of the tubular frame and the natural grain of the wood.

pepper

CHAIRS

corbetta



lexi

CHAIRS









corbetta



SEDUTA / SEAT legno/wood



NATURALE



VINTAGE

laminato/laminate

pag. 152

imbottito/upholstered

- TESSUTO / FABRIC
- ECOPELLE / ECO-LEATHER

pag. 222
pag. 224

FUSTO / FRAME acciaio/steel

*OUTDOOR USE



02*



03*



2D



3D*



09*



23*



28*



06*



33*



45*



9D*



53



27



18

lexi

CHAIRS



SE.1012

L.	50 cm	P.	53 cm
H.	80 cm	S.	46 cm



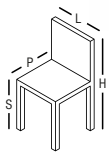
SE.1016

L.	50 cm	P.	53 cm
H.	80 cm	S.	46 cm



SE.1017

L.	50 cm	P.	53 cm
H.	80 cm	S.	46 cm



SE.1013

L.	55 cm	P.	55 cm
H.	100/110 cm	S.	65/75 cm



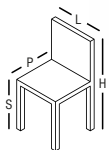
SE.1019

L.	55 cm	P.	55 cm
H.	100/110 cm	S.	65/75 cm



SE.1024

L.	55 cm	P.	55 cm
H.	100/110 cm	S.	65/75 cm





corbetta

FULL COLORS

SEDUTA / SEAT laminato/laminate ARPA



0561
DARK RED



0517
LIGHT GREEN



0566
OCEAN BLUE



0525
YELLOW



0682
BRIGHT
ORANGE

FUSTO / FRAME acciaio/steel RAL



3020
TRAFFIC RED



6019
WHITENED
GREEN



5015
SKY BLUE



1034
PASTELL
YELLOW



2009
TRAFFIC
ORANGE

lexi

CHAIRS



corbetta





celine

CHAIRS



corbetta


SEDUTA / SEAT

imbottito/upholstered

- ECOPELLE / ECO-LEATHER pag. 264
- VERA PELLE / REAL LEATHER pag. 266
- TESSUTO / FABRIC pag. 262

FUSTO / FRAME

acciaio/steel



01 solo/only 1080 - 1078 - 1079 - 1081

celine

CHAIRS



SE.1080

L. 53 cm	P. 51 cm
H. 86 cm	S. 47 cm



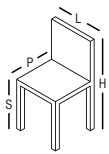
SE.1078

L. 48 cm	P. 52 cm
H. 85 cm	S. 47 cm



SE.1079

L. 52 cm	P. 53 cm
H. 86/96 cm	S. 65/75 cm



SE.1081

L. 53 cm	P. 51 cm
H. 86 cm	S. 45 cm



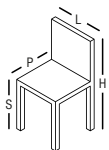
SE.1083

L. 53 cm	P. 51 cm
H. 86 cm	S. 45 cm




SE.1084

L. 52 cm	P. 53 cm
H. 86/96 cm	S. 65/75 cm



corbetta



afrodite

CHAIRS





corbetta


SEDUTA / SEAT

imbottito/upholstered

- ECOPELLE / ECO-LEATHER pag. 264
- VERA PELLE / REAL LEATHER pag. 266
- TESSUTO / FABRIC pag. 262

FUSTO / FRAME

acciaio/steel



01 solo/only 1005 - 1007 - 1008 - 1009

afrodite

CHAIRS



SE.1005

L. 48 cm	P. 52 cm
H. 85 cm	S. 47 cm



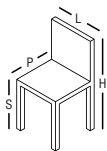
SE.1007

L. 52 cm	P. 53 cm
H. 86 cm	S. 65/75 cm



SE.1008

L. 53 cm	P. 51 cm
H. 86 cm	S. 45 cm



SE.1009

L. 53 cm	P. 51 cm
H. 86 cm	S. 45 cm



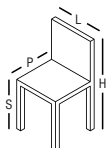
SE.1003

L. 48 cm	P. 52 cm
H. 85 cm	S. 47 cm



SE.1004

L. 52 cm	P. 53 cm
H. 86 cm	S. 65/75 cm



corbetta





cubica

CHAIRS



corbetta


SEDUTA / SEAT

imbottito/upholstered

- ECOPELLE / ECO-LEATHER pag. 264
- VERA PELLE / REAL LEATHER pag. 266
- TESSUTO / FABRIC pag. 262

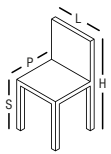
FUSTO / FRAME

acciaio/steel



cubica

CHAIRS



SE.0151

L. 41 cm	P. 49 cm
H. 84 cm	S. 45 cm

SE.0152

L. 41 cm	P. 49 cm
H. 85/95 cm	S. 65/75 cm

SE.0153

L. 90/100 cm	P. 49 cm
H. 84 cm	S. 45 cm



corbetta



stripes

CHAIRS






corbetta





SEDUTA / SEAT cinghie/straps



Cinghie sintetiche con elevata resistenza ai raggi UVA. Adatte ad applicazioni esterne.
Synthetic straps with high resistance to UV. Suitable for outdoor use.

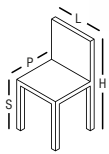
FUSTO / FRAME acciaio/steel

*OUTDOOR USE 



stripes

CHAIRS



SE.1055



L. 50 cm	P. 52 cm
H. 83 cm	S. 45 cm

SE.1056

L. 50 cm	P. 52 cm
H. 83 cm	S. 45 cm

SE.1057

L. 52 cm	P. 52 cm
H. 83/93 cm	S. 65/75 cm



corbetta



jolie

CHAIRS









corbetta


SEDUTA / SEAT imbottito/upholstered

- ECOPELLE / ECO-LEATHER
- TESSUTO / FABRIC

pag. 264

pag. 262

FUSTO / FRAME acciaio/steel



jolie

CHAIRS



SE.0716



L. 45 cm	P. 50 cm
H. 82 cm	S. 47 cm



SE.0718

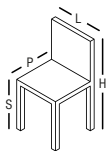


L. 52 cm	P. 55 cm
H. 100/110 cm	S. 65/75 cm



SE.0719

L. 45 cm	P. 45 cm
H. 65/75 cm	S. 65/75 cm



corbetta



sorriso

CHAIRS






corbetta

SEDUTA / SEAT imbottito/upholstered

- ECOPELLE / ECO-LEATHER pag. 264
- VERA PELLE / REAL LEATHER pag. 266
- TESSUTO / FABRIC pag. 262

GIREVOLE / SWIVEL

FUSTO / FRAME acciaio/steel



sorriso

CHAIRS



SE.0420

L. 48 cm	P. 52 cm
H. 85 cm	S. 47 cm



SE.0422

L. 48 cm	P. 52 cm
H. 85 cm	S. 47 cm



SE.0423

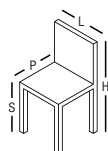
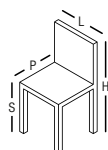
L. 48 cm	P. 52 cm
H. 85 cm	S. 47 cm



SE.0425

L. 48 cm	P. 52 cm
H. 85 cm	S. 47 cm

GIREVOLE / SWIVEL



corbetta



fifty

CHAIRS





corbetta

SEDUTA / SEAT

imbottito/upholstered

• ECOPELLE / ECO-LEATHER

pag. 264

disponibile con bordo BIANCO o NERO

available with WHITE or BLACK edge

FUSTO / FRAME

acciaio/steel



01



02



03



2D



3D



09



23



28



06



33



45



9D



53



27



18

fifty

CHAIRS

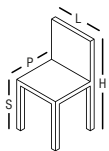


SE.0710

L. 45 cm	P. 50 cm
H. 82 cm	S. 47 cm

SE.0712

L. 52 cm	P. 55 cm
H. 100/110 cm	S. 65/75 cm





corbetta

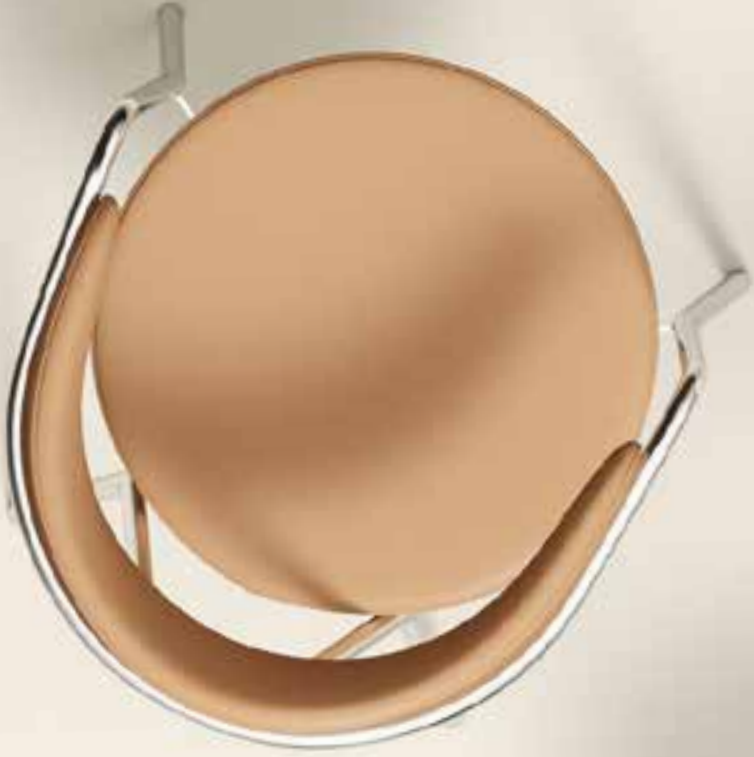


corbetta



diva

CHAIRS






corbetta

SEDUTA / SEAT
imbottito/upholstered

• ECOPELLE / ECO-LEATHER

pag. 224

FUSTO / FRAME
acciaio/steel



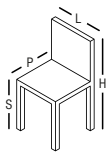
diva

CHAIRS



SE.0158

L. 50 cm	P. 58 cm
H. 78 cm	S. 47 cm



corbetta





milena

CHAIRS



corbetta


SEDUTA / SEAT imbottito/upholstered

- ECOPELLE / ECO-LEATHER
- TESSUTO / FABRIC

pag. 264

pag. 262

FUSTO / FRAME acciaio/steel



milena

CHAIRS

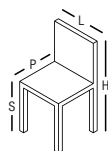


SE.0702



STACABILE

L. 40 cm	P. 46 cm
H. 84 cm	S. 46 cm



corbetta





pamela

CHAIRS



corbetta



SEDUTA / SEAT legno/wood



NATURALE

laminato/laminate

pag. 204

FUSTO / FRAME acciaio/steel



01



02



03



2D



3D



09



23



28



06



33



45



9D



53



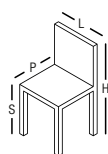
27



18

pamela

CHAIRS



SE.0703



L. 45 cm	P. 50 cm
H. 82 cm	S. 47 cm

SE.0706



L. 52 cm	P. 55 cm
H. 100/110 cm	S. 65/75 cm





corbetta

SEDUTA / SEAT

imbottito/upholstered


• ECOPELLE / ECO-LEATHER

pag. 264

disponibile con bordo BIANCO o NERO
available with WHITE or BLACK edge

FUSTO / FRAME

acciaio/steel



charlie

CHAIRS



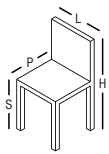
SE.0164

L. 45 cm	P. 58 cm
H. 80 cm	S. 48 cm



SE.0165

L. 50 cm	P. 60 cm
H. 108 cm	S. 75 cm





corbetta


SEDUTA / SEAT imbottito/upholstered

- ECOPELLE / ECO-LEATHER
- TESSUTO / FABRIC

pag. 264

pag. 262

FUSTO / FRAME acciaio/steel



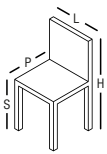
geo

CHAIRS



SE.0188

L. 36 cm	P. 36 cm
H. 65/75 cm	S. 65/75 cm






corbetta

SEDUTA / SEAT imbottito/upholstered

- ECOPELLE / ECO-LEATHER pag. 264
- VERA PELLE / REAL LEATHER pag. 266
- TESSUTO / FABRIC pag. 262

GIREVOLE / SWIVEL

FUSTO / FRAME acciaio/steel



tree

TABLE BASE & STOOL



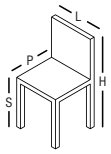
SE.0590


L. Ø44 cm max	B. Ø 44 cm
H. 65/75 cm	S. 8 cm



BT.115

L. Ø80 70x70 cm max	B. Ø 44 cm
H. 107 cm	S. 8 cm







corbetta

FINITURE / FINISHES

2023



corbetta

Tutti i colori dei materiali e delle finiture illustrate hanno solo valore indicativo in quanto soggetti alle tolleranze dei processi di stampa.

Colors of materials and finishes are indicative as they depend on printing process.



USO INTERNO / ESTERNO INDOOR / OUTDOOR USE

LE VERNICI SI INTENDONO **PER ESTERNO** IN QUANTO NON SUBISCONO VARIAZIONI DI COLORE NEL TEMPO A CAUSA DEI RAGGI UVA.

*THE PAINTS ARE FOR **OUTDOOR** SINCE THEY ARE NOT SUBJECT TO COLORS UVA VARIATIONS*

acciaio/steel

finiture / finishes


acciaio / steel finitura galvanica / galvanic finishes



01
Cromo
Chrome



07
Ottonato
Brass



12
Rame Lucido
Copper



acciaio / steel verniciato a polverev/ powder coated




02 RAL 9003 *
Bianco lucido
Gloss white



03 RAL 9005 *
Nero lucido
Gloss black



2D RAL 9010
Bianco opaco
Matt white



2D RAL 9005 *
Nero opaco
Matt black



09 RAL 9006 *
Alluminio
Aluminium



23 *
Corten
Corten



28 *
Grafite
Graphite



33 *
Trasparente (grezzo)
Transparent (raw)



45 RAL 7022 *
Grigio umbro
Grey umbro



9D RAL 7016 *
Grigio scuro opaco
Dark gray matt



53
Champagne
Champagne



27 RAL *
Oro verniciato
Painted gold



18 RAL *
rame verniciato
Painted copper




06 *
Verde salvia
Sage green



acciaio / steel inox / stainless



XS
Inox satinato
Inox satin



XV 02 / 03 / 2D / 3D / 06 / 09 / 13 / 18 / 23 / 27 / 28 / 33 / 45 / 46
Inox verniciato
Inox painted



corbetta

Tutti i colori dei materiali e delle finiture illustrate hanno solo valore indicativo in quanto soggetti alle tolleranze dei processi di stampa.

Colors of materials and finishes are indicative as they depend on printing process.

tessuti/fabrics

finiture / finishes


 Ignifugo classe 1
 Fireproof class 1

tessuti / fabrics gamma / range B 51% TREVIRA - 49% PL



06926.10
Bianco
White



06926.01
Beige
Beige



06926.20
Marrone
Brown



06926.35
Rosso
Red




06926.50
Blu
Blue



06926.03
Grigio chiaro
Light grey



06926.05
Grigio scuro
Dark grey



06926.06
Nero
Black


 Ignifugo classe 1
 Fireproof class 1

tessuti / fabrics gamma / range C 100% PES



STRATOS.01
Bianco
White



STRATOS.20
Beige
Beige



STRATOS.32
Marrone
Brown



STRATOS.08
Rosso
Red



STRATOS.17
Blu
Blue



STRATOS.112
Grigio chiaro
Light grey



STRATOS.13
Grigio scuro
Dark grey



STRATOS.15
Nero
Black



antimacchia si pulisce solo con acqua
antistain you can clean with jut water


 Ignifugo classe 1 IM
 Fireproof class 1 IM


tessuti / fabrics gamma / range G Reviva 100% PET recycled



Hero 401
Beige chiaro
Light beige




Hero 307
Ocra
Ocher




Hero 901
Rosa
Pink



Hero 801
Verde
Green



Hero 602
Grigio
Grey



Hero 711
Azzurro
Light blue



Hero 701
Blu
Blue



Hero 200
Nero
Black

Tessuto realizzato al 100% con plastica riciclata.
 Fabric made with recycled plastic bottles.



corbetta

Tutti i colori dei materiali e delle finiture illustrate hanno solo valore indicativo in quanto soggetti alle tolleranze dei processi di stampa.

Colors of materials and finishes are indicative as they depend on printing process.

eco-pelle/eco-leather

finiture / finishes




Ignifugo classe 1 IM
Fireproof class 1 IM

eco-pelle / eco-leather gamma / range A 100% PVC



10000
Bianco
White




9327
Grigio chiaro
Light grey



12741
Grigio scuro
Dark grey



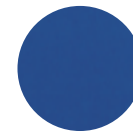
11783
Marrone chiaro
Light brown



9269
Testa di moro
Dark brown



9290
Rosso
Red



9806
Blu
Blue



10001
Nero
Black



Ignifugo classe 1 IM
Fireproof class 1 IM

eco-pelle / eco-leather gamma / range B 90% PVC - 10% PA



636.02
Bianco
White




636.04
Beige chiaro
Light beige



636.13
Beige scuro
Dark beige



636.06
Marrone
Brown



636.05
Giallo
Yellow




636.10
Bordeaux
Bordeaux



636.11
Verde
Green



636.12
Azzurro
Light blue



636.14
Grigio
Grey



636.15
Nero
Black



corbetta

Tutti i colori dei materiali e delle finiture illustrate hanno solo valore indicativo in quanto soggetti alle tolleranze dei processi di stampa.

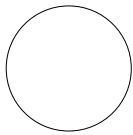
Colors of materials and finishes are indicative as they depend on printing process.

vera pelle/real leather

finiture / finishes



cuoio / leather 100%



DELTA 010
Bianco
White




DELTA 311
Beige
beige



DELTA 090
Marrone chiaro
Light brown




DELTA 029
Testa di moro
Dark brown



DELTA 130
Rosso
Red




DELTA 008
Blu
Blue



DELTA 1062
Antracite
Dark grey



Nero
Black



corbetta


Tutti i colori dei materiali e delle finiture illustrate hanno solo valore indicativo in quanto soggetti alle tolleranze dei processi di stampa.

Colors of materials and finishes are indicative as they depend on printing process.


cinghie/stripes

finiture / finishes

cinghie / stripes pvc



650 STW
Bianco
White



650 STGAL
Grigio
Grey



650 STMM
Marrone
Brown



650 STAA
Blu
Blue



650 STN
Nero
Black

corbetta

CORBETTA SALVATORE Srl
Viale Lombardia, 18 - 23847 - Molteno (LC) - ITALY
Tel. 0039 031 850575 - C.f. / P.Iva 00381720135
info@corbettasalvatore.com - www.corbettasalvatore.com

100% MADE IN ITALY
ISO 9001
CERTIFICATO / CERTIFIED

progetto grafico e impaginazione: ADDUMA



corbetta

.

www.corbettasalvatore.com

.

[in](#) [@](#) follow us

|