


MINUSH SOFA

Assembly Instruction

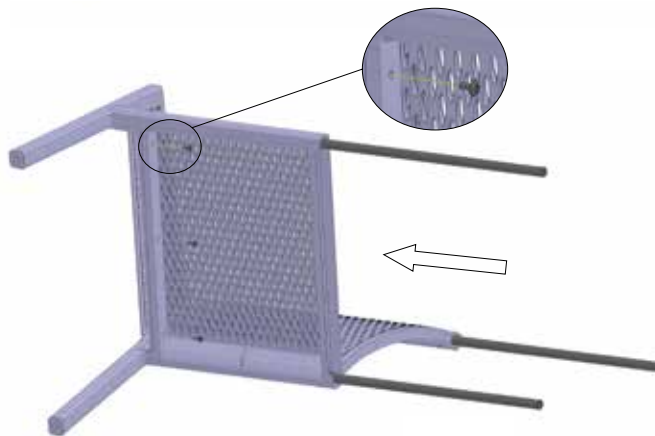
TOOLS



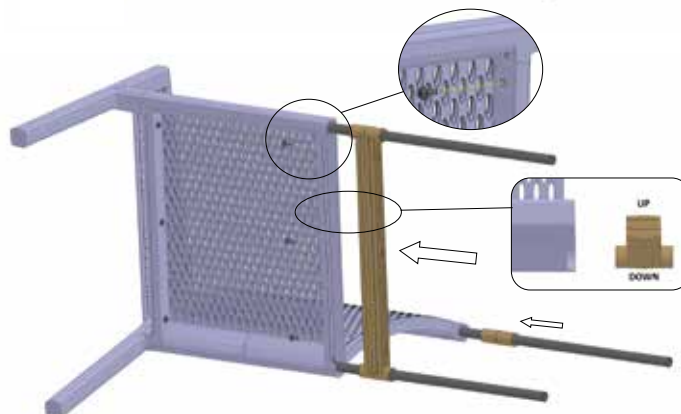
1. Place the front seat, top back and middle metal bar in the first side
Posizionare le barre: anteriore del sedile, superiore dello schienale e quella centrale nella prima parte laterale.



2. Insert the seat-back, then tighten the screws (3pcs M6x18)
Inserire la seduta-schienale, avvitare le viti (3pz M6x18).




3. Insert the seat connector, then tighten the screws (3pcs M6x18)
Inserire il connettore sedili, avvitare le viti (3pz M6x18).



MINUSH SOFA

Assembly Instruction

4. Insert the second seat-back, then tighten the screws (3pcs M6x18)
Inserire la seconda seduta schienale, avvitare le viti (3pz M6x18).



5. Insert the second side | Inserire la seconda parte laterale



6. Tighten the screws (3pcs M6x18) | Avvitare le viti (3pz M6x18)

