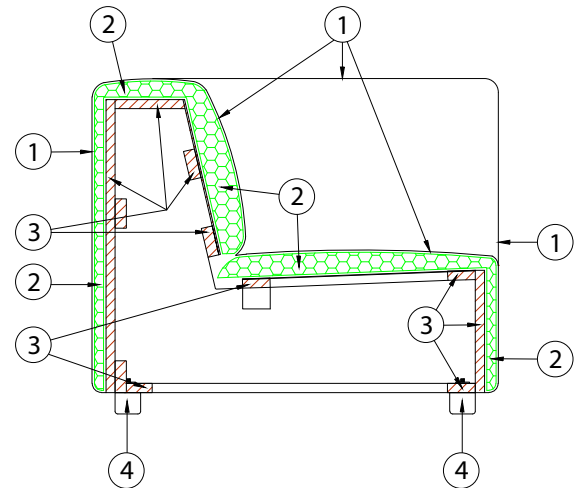


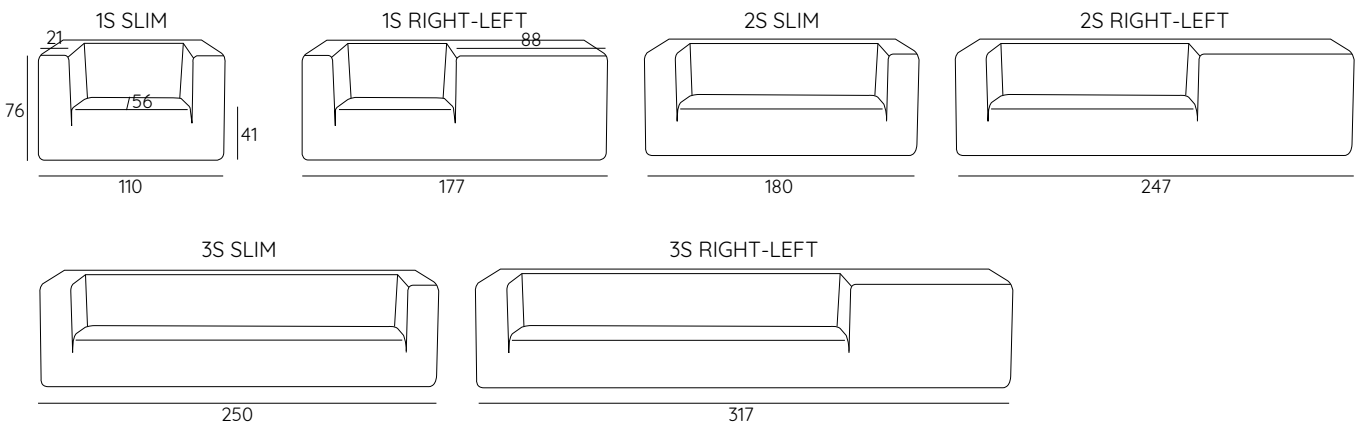


Pan is a modular collection made of cubes and parallelepipeds with a large sitting hollow in the front side. The elements of the collection can be freely combined with each other in geometric shapes, and equipped with giant poufs of different heights, thus creating irregular volumetric shapes. Linearity and sharp edges characterize Pan, and impressive and monolithic collection.

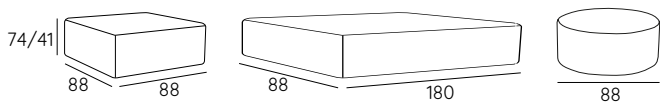
- 1 - dacron® fiber 100 gr;
- 2 - high resilience polyurethane foam of different densities;
- 3 - structural frame in solid firwood;
- 4 - PVC feet.



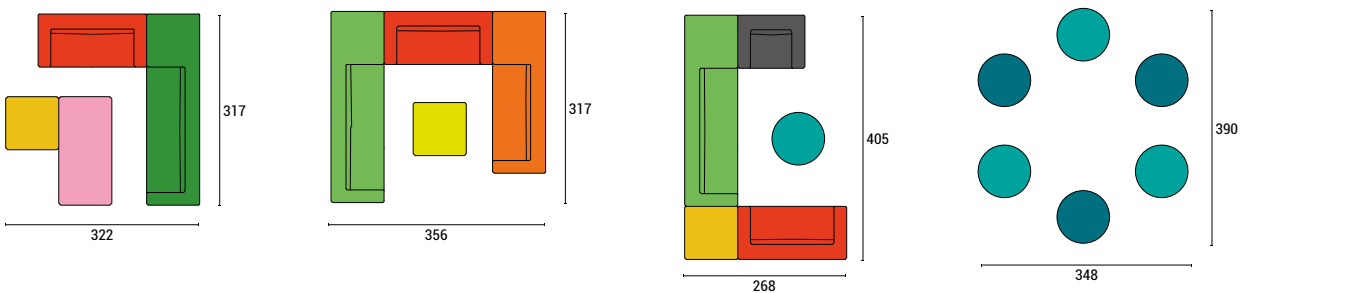
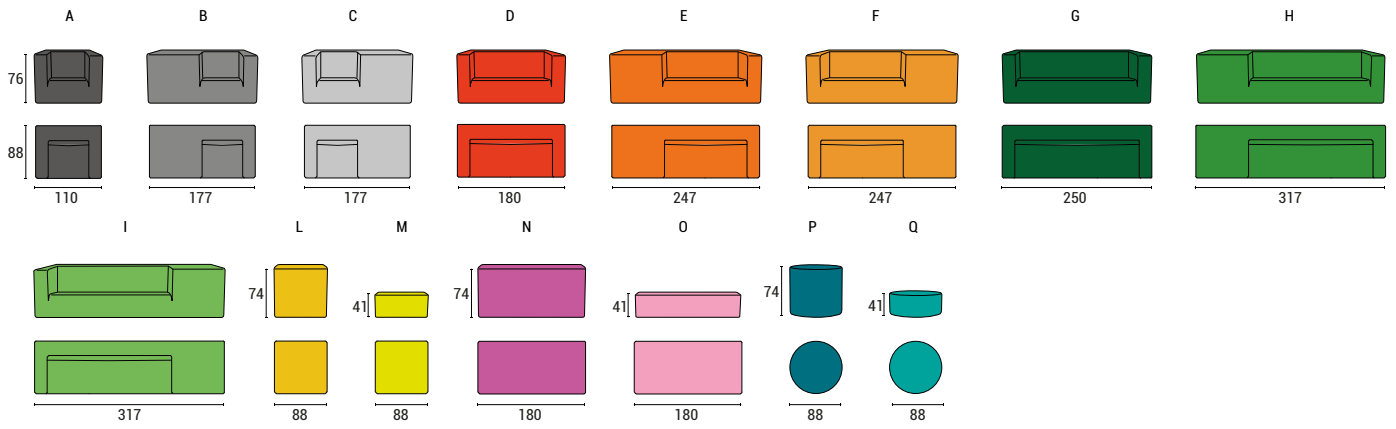
**DIMENSIONS:**



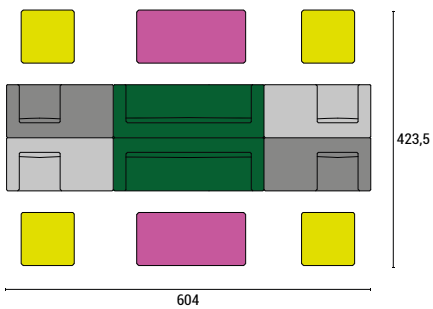
**Pouf**



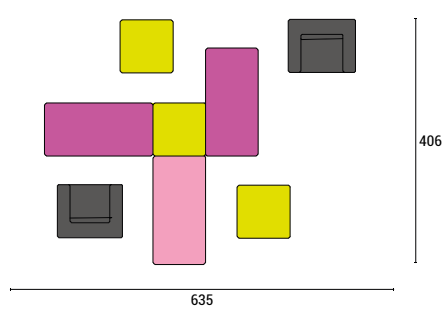
**SUGGESTED CONFIGURATIONS:**



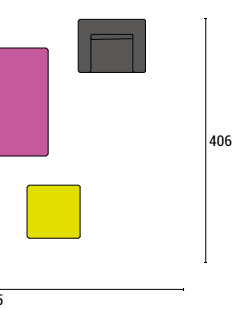
**A** 1XD 1XL  
1XH 1XO



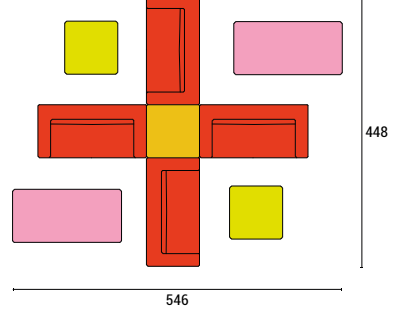
**B** 1XD 1XI  
1XE 1XM



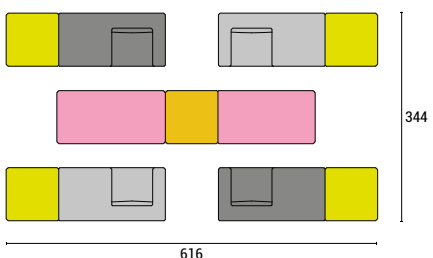
**C** 1XA 1XL  
1XD 1XQ  
1XI



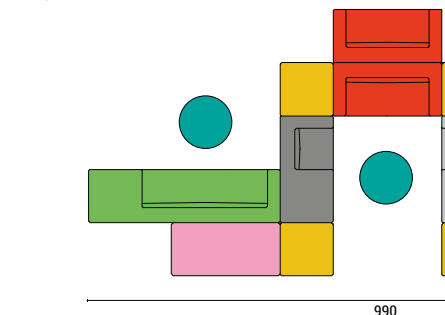
**D** 3XP  
3XQ



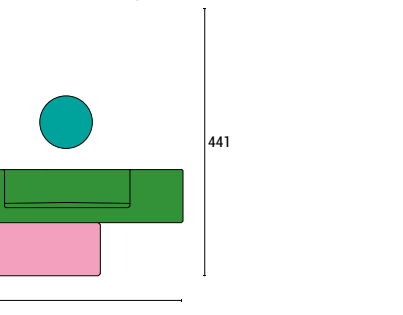
**D** 2XB 4XM  
2XC 2XN  
2XG



**E** 2XA 1XO  
3XM



**F** 4XD 2XM  
1XL 2XO



**G** 2XB 4XM  
2XC 2XO  
1XL

**H** 1XB 1XH 2XO  
1XC 1XI 3XQ  
2XD 4XL

**FEET:**

h2



**TECHNICAL DETAILS:**

Removable cover: NO	kg	m <sup>3</sup>	mts		kg	m <sup>3</sup>	mts
PAN SLIM 1S	36	0.73	4.00	POUF LOW 88x88	14	0.32	2.70
PAN RIGHT-LEFT 1S	46	1.18	6.00	POUF LOW 180x88	27	0.65	5.30
				POUF LOW Ø88	12	0.32	2.60
PAN SLIM 2S	50	1.20	5.80				
PAN RIGHT-LEFT 2S	60	1.65	8.50	POUF HIGH 88x88	25	0.57	4.70
				POUF HIGH 180x88	48	1.17	7.20
PAN SLIM 3S	72	1.67	8.20	POUF HIGH Ø88	20	0.57	3.10
PAN RIGHT-LEFT 3S	82	2.12	9.50				

**SUGGESTED FABRICS:**

